

Connecting Threads

Handweavers Guild of Boise Valley

December, 2009

Calendar of Events

- December 5, 2009 - Board Meeting
at Penny's prior to the meeting (see right) 10:00 am
- December 5, 2009 - Guild Meeting - Potluck and Bookmark Exchange
at the home of Penny Schraufnagel
11:30 am - Business Meeting
12 noon - Potluck
- December 10, 2009 - Spinning Study Group
December Potluck and Fiber White Elephant Exchange
At the home of Maralyn Larson in Meridian
6:30-8:30 p.m.
- December 15, 2009 - Day Weaving Study Group
At the home of Vila Cox
1 p.m.
- January 23, 24, & 25, 2010 - Weaving Intensive
Block Substitution (see flier, page 6)
PLEASE NOTE CHANGE OF DATE
- March 26, 27 and 28, 2010 - Weaving Workshop
There Must be 50 Ways to Weave your Color,
with Ruby Leslie, (see flier, page 7)

December Program

Our annual December Potluck will be held at Penny Schraufnagel's house. Time: 11:30 a.m. Please bring a potluck dish to share.

We will have a bookmark exchange. A couple of rules to follow on the bookmarks:

- * These must be handmade by you. (Stitched, woven, spun, handmade paper, embellished, beaded, etc.)
- * Please make the bookmark to relate somehow to your favorite book. Be prepared to give a brief synopsis of why you chose this book.
- * Bring the book along to share.
- * You may make more than one if you wish.
- * Bring bookmarks gift wrapped.

We look forward to seeing the beautiful bookmarks!



Directions to Penny's house:

From either Boise or points west on Highway 84, take the Eagle Road exit from the freeway. Turn south on Eagle, go past Overland about 2/3 of a mile up a slight rise. A fire station will be on your right and the turn left on Easy Jet will be coming up. Turn left and follow Easy Jet to the end where it turns left on Tristram. Four houses later turn right on Hollandale. Proceed to the stop sign on Goshen. We are across the street, slightly to the right at 2688.

If coming from Boise on Overland, turn left on Cloverdale; go about 1/2 mile and turn right on Muir Ridge; continuing until it turns left and becomes Goshen Way.

Weaving Workshop: There must be 50 Ways to Weave your Color

Come join in the weaving workshop taught by
Ruby Leslie
March 26,27,28th, 2010


"There Must be 50 Ways to Weave your Color" uses readily available, commercially dyed yarns which produce results that often appear hand painted or custom dyed. This workshop combines lecture, discussion, and hands-on weaving in a round-robin format. "50 Ways" is appropriate for weavers from beginners (who can dress a loom and read a draft) to advanced levels, because working with color is primarily a design issue. Weavers spend a lot of time mastering the basics of their craft and their equipment, yet often have little opportunity to immerse themselves in studio arts design coursework or conceptual thinking. This workshop attempts to bridge the gap and give weavers the tools they need to approach designing with confidence while gaining a broader understanding of how to work with color, without having to master the art of color theory.

Mark your calendars.

Sign up sheet is on page 7 of this Newsletter. The cost if the Workshop is \$220.00.

Monthly Sample Exchange

The samples available to members at the December 5th meeting are from Cindy Schafer. It is a lovely Deflected Double Weave.



Warp - 24/2 cotton
Weft - same (50% cotton and 50% linen)
Sett - 30 epi

Remember to pull your samples from the Sample Exchange Box at each regular Guild meeting. And remember to check your name off the list in each file folder.

If you are unable to attend the regular meetings and would like to receive your samples, you may send SASE to the sample chair and she will send out your sample each month.

If you would like participate or have questions, contact the Sample Chair, Rebecca Winter.



Guild Meeting Minutes

November 7, 2009

The meeting was called to order by President Al Hayden.

Attendance: Al Hayden, Kathy McGowan, Cynthia Newman, Jean Zasko, Mary Berent, Rebecca Winter, Lynn Ruggles, Janet Stanger, Mary Ireland, Marlene Bean, Pat Ann, Penny Schraufnagel, Molly, Dale Austin, Irene Chandler, Catherine Zimmerman, Cindy Schafer and Ruth Gildersleeve.

The meeting was delayed a few hours due to the number of guild members that expressed an interest in attending Shirley Sterling's funeral.

Vice Presidents report: Kathy said that the Ruby Leslie workshop "50 Ways to Weave Your Color" is scheduled for March 26-28th, 2010. She said that there are not many people signed up yet (15 is the minimum to meet our expenses). The

checks will not be deposited until February, 2010, if that is standing in the way of signing up.

Secretary: Cynthia thanked Irene Chandler for taking and typing up the October meeting minutes.

Treasurer's Report: Irene said that account balance is \$3514.

COE Study Group: Mary said that the group met before the guild meeting at Moxie Java. Everyone is welcome. The COE group is a support group.

Day Weaving Group: Rebecca said that the day weaving study group will meet at Lynn's house on the 17th at 1 pm.

Sample Exchange: Rebecca left the samples at home, so she will bring the November and December samples to the December meeting.

Spinning group: Lynn said that the spinning group will meet at Penny's house this month and not at Marilyn's (there was a time conflict). Lynn sent out an e-mail to the spinning group members.

2010 Weaving Intensive: Al said that the intensive is in January 2010. The topic: Block substitution. It will be a 3-day round-robin style "teacherless" workshop. The cost is \$30. Vila, Rebecca and Mary will be mentors.

Library News: Pat Ann has acquired a book from Laura Fry, a DVD and block weave rug book from Jason Collingwood. They are available for check-out.

Gold Bag: Mitzy was absent from the meeting. Mary Berent brought a "gold bag of sorts" - a collection of landscape dyes for wool. Pat Ann was the lucky winner.



Announcements:

Shirley Sterling's family requested donations to the missions program at the Cole Community Church in lieu of flowers. Mary moved and Pat Ann seconded a donation of \$50 to the church, the vote passed unanimously.

Adelman House: Al said that sometime this spring we will have to vacate the building for renovation. From this time forward there are no restroom facilities in the building and we are not to run the water down the sink.

Color Code: Jean said she is fresh out of color ideas, and asked the question: "Do we want to continue? Does someone else want to take over?" Pat Ann suggested that we take turns presenting

information on color. Pat will put together a golden envelope to bring to the next meeting. Rebecca presented Jean with a colorful pin cushion as a "thank you" for presenting the color code to the guild faithfully each month.

Congratulations: Go out to Lynn Ruggles for receiving her level I in Hand spinning. Lynn said that the Level II is an individual study project with the focus on spinning rather than the end product. She said that you "state a problem, and solve the problem and show reports."

December Meeting: The December meeting, potluck luncheon and bookmark exchange will be at Penny Schraufnagel's house.



Show and Tell: Kathy had a story to tell - she was researching her genealogy and she found a relative from the 1600's that stole 5 yards of Linsey Woolsey worth 3 shillings and was transported to the USA. Her family has been involved in fiber for a long time.

Kathy brought a rug to share. She spun the wool from a Cheviot fleece, dyed the yarn, and wove the rug in a Krokbragd design. She dyed the yarn with recipes from the Delightful Dyers group.

Al and Janet had a dying day. Janet dyed 6 colors of Tencel. Al did a comparison study dying silk, tencel, pearl cotton, mercerized cotton, 50/50 cotton/linen, and linen. The depth of shade was 1%, 3%, 9% and 15%.

Lynn attended SOAR at Sun River in Bend, Oregon. She took a workshop from Michael Cook on silkworms and reeling silk called "Six Slick Silks." It took 18 cocoons to reel a filament of silk. Lynn passed around samples of silk in varying stages of spinning and plying.

Mary Berent will be teaching at the Conference of Northern California Handweavers (CNCH) in Santa Clara, California, April 9-11, 2010.

Cindy showed some hand knit baby hats. One was a pumpkin hat and the other a grape hat.

Cynthia showed samples that she wove at Madelyn Van der Hoot's Weaver's School on Whidbey Island, Washington.

Program: Pat Ann presented a program on creating felted sweater flower pins. She shared felted wool sweater scraps and a pattern to create a flower. First we shaped the center of our flower, then we took a running stitch around the flower edge and pulled it tightly to give it shape, and lastly added leaves. Everyone's flower was unique. Thanks Pat Ann.

❖ Respectfully submitted, Cynthia Newman,
Secretary



Additions and Corrections to the Directory

New Members are:

Peggy Conway
PO Box 1205
McCall, ID 83638
208-634-5259
208-630-4351 cell

Ava Lutteman
24096 Lansing Lane
Middleton, ID 83644
208-585-2978

Katherine Zimmerman
4747 Albion St., Suite L
Boise, ID 83705
208-870-4424
208-870-4424 cell
katiemarie@cablone.net

Cathy Vallier
3912 Grover
Boise, ID 83705
208-345-5739
dcvallier@juno.com

Also, please change Cynthia Newman's number in the officers list to 541-523-2451.



Study Group News

Spinning Study Group

The Spinning Study Group will meet on December 10, from 6:30-8:30 at the house of Maralyn Larson. This is our annual White Elephant and Dessert Potluck meeting, so bring a fiber-related gift to exchange and a yummy dessert to share. For information and directions to Maralyn's house, contact Lynn, 375-9172.

Day Weaving Study Group

The Day Weaving Group meets on the third Tuesday at 1 p.m. at the homes of participants.

Each participant chooses what they want to study. The group setting gives us the perfect forum and deadline system to accomplish our personal weaving goals. If this is something you are interested in as well, come join us.

The meeting on December 15, will be at the home of Vila Cox.

Certificate of Excellence (COE) Study Group

The COE study group will meet next on Saturday, January 2, at 10:00 a.m. We will meet at the Moxie Java on the corner of Vista and Kootenai in Boise. We will meet from 9:30 am to 11:00 am. All are welcome to participate. Call Mary Berent for more info. at 939-8906.

Guild Officers and Chairs

President: Al Hayden 343-7300

Vice-presidents: Cece Stricklin 387-2641

Kathy McGowan 939-7215

Secretary: Cynthia Newman 541-523-2451

Treasurer: Irene Chandler 467-4997

Membership Officer: Penny Schraufnagel 342-1288

Librarian: Pat Ann 452-3181

Newsletter Editor: Rebecca Winter 895-0975

Weaving Intensive Study Group: Al Hayden

Spinning Study Group: Lynn Ruggles 375-9172

COE Study Group: Mary Berent 939-8906

Day Weaving Study Group: Rebecca Winter

Web Master: Vila Cox 323-7736

Websites

<http://www.handweavers-guild-boise.org>

<http://my.calendars.net/handweavers/>



About Velcro: From the Shuttle-Craft Guild Bulletin

by Rebecca Winter

Did you ever wonder about the invention of Velcro? When I was reading through some of the Shuttle-Craft Guild Bulletin issues I own, I found an article about just that.

Georges de Mestral of Switzerland, who also invented Nylon, invented Velcro. The article was dated in 1959, and the it was written as if it had just been invented. He was fascinated by the way burrs stuck to his clothing, which was the inspiration for his invention. The article said he made multiple attempts over 10 years of research to find a synthetic solution. He made two strips, - one with many little crochet hooks over the surface, and the other with a pile surface made up of tiny loops like a velvet.

The article says, "The name 'Velcro' is made up of 'vel' from the velvet and 'cro' from the crochet hook-like catch."

Velcro was touted as a "new clothing enclosure." But, of course, Velcro was made of Nylon, so I would say it caused some problem as a clothing enclosure. It would not be very friendly to the skin. It did not exactly replace the button or zipper, as perhaps they imagined.

However, haven't we found a multitude of uses for it beyond a mere clothing enclosure? Just think of all the ways it is used in your life today.

The article also marvels at the methods that must be required in order to weave such a thing with tiny hooks over the surface. Are you ready for a Velcro Study Group?

Source: Shuttle-Craft Guild Bulletin, "Velcro," June/July, 1959, page 4.




Anyone feeling moved to write any little informational type article for the Newsletter would be welcomed with open arms and gratitude by your Editor. I have long wanted to enhance the Newsletter with this kind of material. Thank you in advance. RW


Draft Inspiration

The following drafts are from <http://www.handweaving.net> You can go there and enter the number to see all the specifics about each draft, as well as download a .wif file.

Draft #62774



Draft #62771





2010 Weaving Intensive Study Group
Handweavers Guild of Boise Valley

Block Substitution



A Weaving Retreat, with Weaving Presented by Each Participant
Saturday, Sunday and Monday - January 23, 24 and 25
9 AM to 5 PM Caldwell Library
Fee - \$30.00

What is an Intensive Study Group?

This is a “teacherless” workshop. We each have the opportunity to be the expert in our chosen area of study. There are mentors available if you need some help or direction. Please ask. For this workshop each participant will dress their loom with a weaving structure using the provided Block Draft.

Block Draft

When you sign up for the Intensive you will be provided with a handout. This will include our chosen Block Draft, an explanation of what a Block Draft is, and a list of resources available.

And Then?

Choose your weave structure and apply it to the Block Draft provided. Warp your loom with fiber of your choice. We generally have 12 to 14 participants so plan your warp length accordingly. This will be a “Round Robin” weekend.

And Then?



Be prepared to explain to the group the process of substituting the Block Draft with your weave structure. Threading, Tie-up and Treading, (the 3 T’s)

And Then?

Please let AI know what your weave structure is.

And Then?

Come and enjoy the fellowship of like minded people. The Intensives have been a great experience, for advancing your knowledge of the craft and getting to know your fellow weavers.



There Must Be 50 Ways to Weave your Color

Workshop by Ruby Leslie

March 26, 27 and 28, 2010

9 AM – 4 PM

Location: Caldwell Public Library

Cost: \$220.00



Signup: Name: _____

Address: _____

Phone: _____

e-mail: _____

Return your form to Cece Stricklin at the next meeting, or mail to Kathy McGowan, 3496 Holl Drive, Eagle, ID 83616

Note: There is no refund after Feb 1, 2010, if you are unable to attend for any reason. It is O.K. for you to find someone else to take your place.

Please mark the loom you are bringing to the workshop:

Table Loom _____ or Floor Loom _____

harnesses on your loom _____



Connecting Threads
PO Box 6258
Boise ID 83707

The monthly newsletter from the



handweavers guild of boise valley, inc.

Newsletter Highlights and Please Remembers:

- ☀ **December Program: Potluck, Bookmark Exchange**
- ☀ **PLEASE NOTE CHANGE OF DATES FOR THE WEAVING INTENSIVE**

