

Connecting Threads

Handweavers Guild of Boise Valley
December, 2020

Zoom Meeting for December 5, 2020

There will be a Zoom meeting on **December 5 at 11:00 a.m.** for the Guild's Regular Meeting. There will be some Business, some Show and Tell, and most importantly an Opportunity to Gather. Look for the Zoom link in a [groups.io](#) email.

There will be no Board meeting this month. Board meetings will be announced prior to when we will have one.

However, one never knows what surprising holiday activity there may be ... ~~

(with apologies to any who may choose to not partake).

Membership

During this difficult time (COVID19), the Board of the Handweavers Guild of Boise Valley hopes that all of our members are safe and healthy. To help everyone stay connected when we are not able to safely meet in person as a group, the Board has purchased Zoom for use by members for meetings and study groups. This is one of the ways the Board is working to encourage the guild to continue to participate and support fiber arts in the valley. We would like to encourage all to renew their membership but also understand that, due to the pandemic, there may be some people who are not able to do so at this time.

One of our members has generously offered to pay the dues for those who would like to continue their membership but are experiencing a financial strain. If you are in thus situation, please contact Dagmar Rapp, the Membership Officer, and she will assist you. Please be assured that this information will be held in the strictest of confidence.



Tour de Fleece Grand Challenge

This has been the longest of years and the fastest of years hasn't it? Can you believe we are already looking at December, not sure where it all went. I wish, as we all do, that we could meet together, but it doesn't look like this is going to be for the near future.

So if you are working on the Grand Challenge this is your friendly reminder to **deliver those actual finished pieces to me before the January meeting.**

If you need any help or ideas, please let me know and I will see what I can do.

- Melanie Smith, yarnsthreads@gmail.com



ANWG Representative Volunteer Needed

Our Guild is a member of the Association of Northwest Weavers Guilds (ANWG). Member guilds have a representative who receives ANWG information and shares with their respective guild. We will soon be without our current representative. Please consider volunteering for this role to connect with ANWG. Learn about what it entails at this link - <https://northwestweavers.org/about/membership/>.

From Your President

December is here, do you have gifts made?

How do you like using Zoom to attend study groups and guild meetings? Bet it takes a bit to get used to, not an everyday activity for for most of us. We will continue to use this platform until we feel it is safe to meet in large groups face to face. If we have activities at a venue that has the space to spread out and maintain distance and practice safe procedures, I will say, "Let's do it," but please, no bear hugs.

Speaking of seasonal gifts, I hope you have started or are in progress of making them. That time of year comes up quicker than I want it to. My weaving is coming around just great; I have to get my idea on paper so I can figure out how much, how long, and what colors I will need to make it. Just minor obstacles to overcome.

With various color workshops attended both in person and online, I am starting to get a rough idea how to set up and weave a color gamp. Lucky for me, kits are available to purchase and then all I have to do is follow the instructions. Now doing the tie-up of the treadles can be tricky. Is it front to back, right to left, or am I reading it upside down. Oh well, while I'm on the floor I might as well take a nap with my head on the instructions and hope I can absorb the proper information. And speaking of that, I am going to segue to a tell.

I recently read this book - *Forgotten Pennsylvania Textiles of the 18th and 19th Centuries*, and it was very informative to me. I didn't know 3 shaft looms where an actual piece of weaving equipment. Reading through the book and looking at the drafts and actual pictures of the woven cloth, it can be done. One thing I noticed about the treading was it was 1-2, 1-2, 1-3, 1-3, etc. The authors called it "All Over Spot" or "Spot," and I know it as "Spot-Bronson" nowadays. I was thinking, too, that if I put the pattern on a 4 shaft loom, I could ease up on shaft 1 by using shaft 1 and 2 together and put the pattern on shafts 3 and 4. Threaded as 1-3, 2-3, 1-4, 2-4, and so on. They actually wove beautiful table cloths and runners plus ordinary articles like grain bags and saddle bags.

❖ Fibre on everyone. Doug Ranck, President

Name Tag Challenge


Here's a little HGBV Challenge I thought might be fun. Looking forward to meeting in person again someday - when it is safe to do.....sigh. So with that "someday" anticipation in mind - how about we each make ourselves a name-tag (or 2) in whatever medium strikes the fancy: Knit, punch, bead, felt, weave, etc. No pressure or deadlines or anything. Will likely be a while yet before we can meet, but we could show them off at guild-zoom or put pics in the newsletter. Here's a quick sample, embroidered on a scrap of fabric woven by Ivy.

❖ Jinks Hunter

Sample Exchange

Due to the pandemic, the board has approved the suspension of the sample exchange until we are able to meet in person again. When that time occurs, I will have a sheet for volunteers to sign-up to provide samples for the exchange. In the meantime, please send photos of your projects and a short description to Rebecca Winter when she requests information for the newsletter. Take care.

❖ Julie Gerrard, Sample Chair



November Program

On behalf of the Guild, I'd like to thank Rebecca Winter for her program during our October Zoom meeting. She shared her passion and vision for creating books and bound volumes using all manner of materials for pages, bindings, and covers. She showed us a few of the many different interpretations of bookbinding possible. The intersection of several fiber arts were evident in not only the contents, but also the compositions of these tomes; handwoven fabric for the covers, handmade papers to support her chosen contents, threads and twines to stitch the signatures together, then combined with found objects, scraps, and baubles to finish out each book. Every piece of every element was chosen with thought and intent. It is not often that the vessel containing the story actually becomes the story, and we were indeed, treated to a marvelous reading by the artist herself.

◆ Mary Chown, Vice President



Study Groups

Day Weaving Study Group

The Day Weaving Study group will continue to meet via Zoom until it is deemed safe to meet in person or when weather allows outdoor meetings again. There is a recurring Zoom room set up for our meetings the third Tuesday of each month, from 10:30am to 1pm if we want to stay that long. The code to get into the room will be sent out via groups.io a few days before each meeting. Be sure to take pictures of the things you want to share or ask questions about. Screen sharing is a great way for everyone to see what you have been working on. I hope to see our study group members on December 15th!

◆ Vila Cox, Study Group Chair

Garment Study Group

The Garment Study Group's next meeting is December 29 at 11:00 am. We are scheduled to meet at Mary Berent's condo in Boise. Several days before this meeting I will put out an announcement on the Guild's groups.io letting everyone know if we will meet in person or do a Zoom meeting. Questions? Call Greta Ankeny, number in Guild directory.

◆ Greta Ankeny, Study Group Chair



Hello Guild Members, from Mitzi's Yarns!

The holidays have snuck up on me! Instead of having my open house for Black Friday and the Saturday after Thanksgiving, I would welcome anyone to call, text, or email for an appointment to come and see all the new yarn I have acquired. I will be sanitizing between customers, and you are welcome to wear a mask.

There are many choices of handspun from Penny Schraufnagel's studio, very reasonably priced, and my usual free-or-feed-the-hungry-pig table.

Thank you for your continued support!

November 27-28, 2020. 11am-3 pm
208-340-9775 texting or call.

Mitzi Meyers





TWILL IMMERSION

a three day workshop By Mary Berent

Twill is usually the very first threading on the very first project new weavers learn. Some mistakenly think that it's something to move away from as they know more. There is SO much to learn about twill. We will be looking at network twill, advancing or skip twill, M & W twill, undulating twill, plaited twill, twill blocks, combination twill, extended twill and of course, straight, point and broken twills! Two days will be a round robin workshop so you will get a chance to weave on various twill threadings, but you will spend one day on your own loom trying different treadlings and perhaps tie-ups. Lectures will start at the beginning about what makes a twill a twill, and continue through really learning how to construct your own twills, invent or modify tie-ups, add attractive borders to your patterns, and how to combine different twills for your own unique designs. We will talk about reducing and increasing the number of shafts/ harnesses needed for patterns and the huge diversity of what you can do with the shafts/ harnesses you have. Join us for a very full three days of twill fun.

This workshop is intended for beyond beginner (can warp a loom from written instructions) through advanced weavers. Participants will come with looms pre-warped. A \$25 lab fee per participant will cover a binder for samples, notes and about 45 pages of handouts. The workshop is limited to 20 participants. The drafts for your warp will be provided by Mary.



- ★ The Handweaver's Guild of Boise Valley is hosting this workshop on **March 19, 20 & 21, 2021.**
- ★ Registration is open to members of the Guild.
- ★ We will be following the Virus Guidelines as outlined in the additional information sheet.
- ★ We will need a minimum of 10 participants by February 15, 2021. If there are more participants, there may be the option of refunding some of the cost, as Guild policy states workshops merely support themselves.
- ★ The workshop will be held at the Bowmont Church Gymnasium, south of Nampa.
- ★ The workshop cost is \$150.00, plus the additional \$25.00 lab fee.
- ★ Participants will come with looms pre-warped, and will provide enough weft for weaving the warp.
- ★ Please return this form and your workshop fees to Mary Chown at P.O.Box 1162, Donnelly, Idaho 83615.
- ★ Cancellation of your participation in the workshop will be managed on an individual basis. Finding another participant to take your place would be the best scenario.

Name: _____

Address: _____ Phone #: _____

Email: _____

Table or Floor Loom (circle one) & # shafts: _____

Covid-19 Safety Measures for the Twill Immersion Workshop

At the time of this writing COVID-19 is surging in our communities and gatherings of more than 10 are prohibited; this may change by the time we hold the workshop. Based on CDC guidelines and Idaho State recommendations, we suggest wearing masks during this workshop. We also recognize individual circumstances and encourage attendees to maintain their health and safety in the way they are most comfortable.

The following safety procedures will be in place:

- Loading into, and out of, the gymnasium needs to be managed to spread participants out. Details on how to manage this will be decided at a later time, but if urgency is required for either scenario, please let the committee know.
- We will provide a box of masks, non-latex gloves, Kleenex, hand sanitizer, and wipes. Feel free to bring your own.
- Frequent hand washing is encouraged.
- We will mark the floor with blue tape where looms are to be set up, 6 feet apart.
- Bring your own lunch, snacks and drinks; signs will be posted for maximum occupancy in the kitchen.
- If possible, please bring shuttles that can be wiped down with disinfectant wipes. If you don't want your shuttles wiped down, please post a sign at your workstation and provide an alternative.
- Most importantly, have fun. This workshop is a rare opportunity, especially in this current environment, to engage and learn from one of the top instructors in the nation. Make the most of it

Officers and Chairs



- President - Doug Ranck
- Vice President - Anne Oglevie
- Vice President - Mary Chown
- Secretary - Sally Johnston
- Treasurer - Mitzi Meyers
- Membership Officer - Dagmar Rapp
- Librarian: Melanie Smith
- Web Master: Vila Cox
- Newsletter Editor: Rebecca Winter
- Sample Exchange: Julie Gerrard

- Outreach Committee: Janet Stanger & Dyan Lay
- Spinning Study Group: Melanie Smith
- Weaving Intensive: Connie Griffin & Rebecca Winter
- Spinning Intensive: Dagmar Rapp & Joan Ranck
- Day Weaving Study Group: Vila Cox
- Garment Study Group: Greta Ankeny
- COE Study Group: Mary Berent
- Bobbin Lace Study Group: Vila Cox
- Rug Punch & All Meeting: Jinks Hunter



Website

<http://www.handweavers-guild-boise.org>

<https://boiseguild.groups.io/g/main> - Sign into your personal groups.io account.

Special Events:

- March 19, 20, & 21, 2021 - Twill Immersion, by Mary Berent
- October 18, 19 & 20, 2021 - Double Rainbow Workshop, by Jennifer Moore



Meeting Minutes

Minutes for Guild Meeting November 7, 2020

The Business meeting was called to order at 10:36 am by president Doug Ranck.

Members present: Doug Ranck president, Anne Oglevie and Mary Chown co-vice presidents, Mitzi Meyers treasurer, Sally Johnston secretary, Dagmar Rapp membership officer, Dyan Lay, Rebecca Winter, Julie Gerrard, Esther Kleinkauf, Linda Morton-Keithley, Mary Berent, Jinks Hunter, Cindy Schafer, Raelene Viste, and Connie Griffin.

Jinks proposed that for a challenge we make personal name-tags out of our medium choice. All present were in favor.

Doug asked for a membership update from Dagmar. She reported that we currently have 49 paid members. She sent an e-mail to those who have not paid with the appropriate paperwork, and her current address. It was proposed, voted upon and agreed by a quorum that they would continue to have access to Groups.io and the directory as covid-19 has affected everyone. Dagmar also said we have 3 new members this year.

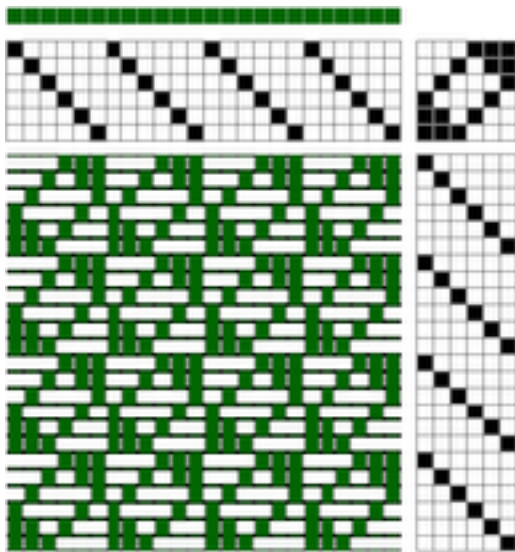
Treasurer's report: Mitzi said our monetary status is similar to the last report. She also reported that she needs to pay to renew our subscriptions to *Handwoven* and *Shuttle, Spindle and Dyepot* as we are now missing some issues.

Vice-president's update: Anne said we will have a January program which will feature either Tour de Fleece with Melanie or machine knitting with Connie.


Julie Gerrard reported that we will not have a sample exchange this year as it requires face to face sharing. She will put it in the newsletter that it won't take place until we can meet in person.

The meeting was adjourned at 11:00.

◆ Respectively submitted by Sally Johnston, Secretary.




#73746



#73749

Think Twills!!

<https://www.handweaving.net>



#73836



Raelene Vista

I have started weaving a little again. This is the sample linen warp that's been on my loom forever. I rethreaded to a Bronson lace pattern, to be used for placemats. It's from a leaflet from the free table - many thanks to whoever donated it!

I've got some loose threads and have made some errors, but I'll go a little further on it before I cut it off. Then I'll decide whether I'll really make the placemats, or do something simple in nice thick yarn. It's been a learning experience, anyway.



Esther Kleinkauf

Yes, this is a quilt, but it is also a fiber arts project. The black pieces are silk paper and the red and yellow patches are machine needle-felted. I have been working on this ode to Covid-19 since May. It is titled *Covid Chaos*.

Georgiana Goetsch

Our South Fork Walnut harvest before husking.



Husks simmering on the wood stove 🥵



2 - 8 ounce skeins ~ one skein Peruvian 🇵🇪 Alpaca from Henry's Attic and one skein Koehler Tapestry 100% Virgin Wool from Harrisville Designs 🇺🇸



meanwhile ... braided bread 😊 yum yum

Dyeing results next newsletter ~
Happy Holidays ~ Seasons Greetings and Good Health ~
From the Payette River Wildlife Canyon Scenic Byway ID