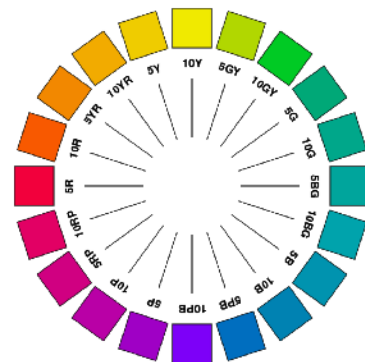


Connecting Threads

**Handweavers Guild of Boise Valley
February, 2020**

February Program: Color Theory From the Yarn Circle

The Yarn Circle from Lunatic Fringe Yarns is a year-long color exploration series designed to encourage weavers to play with color. For your February Guild presentation, I will introduce you to a series of color exercises from the Newsletters included with the Yarn Circle membership that are designed to take color theory into your weaving studio. The discussion begins with definitions, introduces some of the standards of color theory: analogous, complimentary, split complimentary colors and then moves directly into using these theories to make pleasing projects. All of these discussions of color are shaped by the unique perspective of the colors of Lunatic Fringe Yarns: the original Tubular Spectrum, the Grays and the gorgeous new Tints and Tones collection. This presentation will also introduce the 7 basic ways to look at color interaction (how many can you name?) and how those types of interaction affect your finished woven piece. All of this will be accompanied by lots of woven samples, maybe some colored pencils and probably chocolate. I hope you join us for a riotous color romp! ♦ Yours in Color...Michele Belson, Roving Lunatic



Calendar of Events may be found on page 2 & 3.

Jennifer Moore - Double Weave Workshop, "Double Rainbow"

June 12, 13 & 14, 2020

We still have more spaces to fill in this workshop and would love for you to join us in learning, not only doubleweave techniques, but also how color can make it so beautiful. We will be using Lunatic Fringe Yarns' colorful and beautiful kits that Jennifer has organized with the different color ways.

If you want to sign up, please let me know. For more information on this workshop please go to Jennifer Moore's website and look up "Doubleweave Rainbow." ♦ Jenni Jimmerson, Vice President

Library

We have added some great new books to the library over the past few weeks. All new books that have not been checked out are on the main table ready to loan. Did you know we have a pretty extensive collection of magazines? They are collected into notebooks, for easy check out. Most notebooks have at least 2 years of magazines in each. We have added the latest issues of Shuttle, spindle and dye pot, VAV, Spin off and Handwoven recently. ♦ Melanie Smith, Librarian

Musings From Your President

A new year. New Year's Resolutions. How long do they last and will they make a difference? Another revolution of the earth, another new day. Another trip around the sun, another new year. Another year older and where has that got me? Weave a new tale, spin a new lie, pull the wool over the eyes. Stick your head in the sand and play hide and seek with the gopher. Like Lemmings, are we sheep in the flock, can we change our resolutions? When is nap time and my next meal? Ah, another new year. ♦ Doug Ranck, President

Sample Exchange

Due to busy lives and, unfortunately, a cold, Lori and I were unable to connect to get the sample exchange in time for the February newsletter. I am hoping we will be able to get together before or at the guild meeting so the membership will have a sample in February. ♦ Julie Gerrard, Sample Chair



Day Knitting Group!

So, Vila and I met the other day to knit. We had such a fun time that we decided it would be a great idea to revive the day knitting group. We plan to meet on the first Wednesday of each month. So, our first will be on the 5th of February at Moss Coffee shop. This is the same location as we met before, which is on the corner of Orchard and Bethel. The new owner has made some great improvements to the building. It's much brighter and the coffee and tea are fabulous! We plan to meet at Noon, we would love for you to join us.

◆ Melanie Smith, Study Group Chair

January Rug Punch + ALL Meeting

Date: Thursday, February 20, 2020, & continuing every 3rd Thursday

Time: 1-4pm

Location: Jinks Hunter's Boise Home

Focus: We always encourage the arts of rug and needle punch and welcome folks interested in learning this craft. We also want to reach out to the enthusiast of any sort of craft/art in fiber or other medium to join us. We welcome spinners, knitters, stitchers, tatters, crocheters, etc. We also think it would be fun to feature a different craft/art each month. ◆ Jinks Hunter, Study Group Chair

Spinning Study Group

Chris Brady, brought us some great information on Lincoln, at our last meeting, along with two great samples to spin. This month Joan Ranck will be presenting another great fiber to try. We will be meeting on February 13th. We meet at Melanie's home and the fun starts around 6:30. Everyone is welcome to come and learn more about all those great fibers we love. If you are new to the group please let Melanie know you are coming and if you need directions send her an email. yarnsntreads@aol.com

◆ Melanie Smith, Study Group Chair

January Meeting

Rebecca's program during our last program was fantastic. We really learned a lot about "Stars" in weaving, how they can change with a bit of color or tie-up and treadling. Thank you very much for a well organized and informative "trip to the stars." Your expertise is appreciated. It was also wonderful how it tied into Vila's challenge of creating so much from just a tie-up and/or treadling change.

◆ Jenni Jimmerson, Vice President

Calendar of Events

Regular Meeting:

February 1, 2020 - - Board Meeting

10:00 a.m. - Prior to the Regular Meeting

All Members are welcome to attend the Board Meetings.

February 1, 2020 - - Regular Guild Meeting

11:30 a.m. - Business Meeting & Show-and-Tell

12:30 p.m. - Program: **Color Theory From the Yarn Circle**

At the First Congregational Church of Christ,
2201 Woodlawn, Boise, in the Banquet Room

Committee Meeting:

February 1, 2020 - - Sale Committee Meeting

9:00 a.m. - Prior to the Regular Meeting

District Coffee, corner of 10th and Bannock.

Anyone interested may attend.

Special Events:

March 21 & 22, 2020 - Spinning Workshop by Gayle Vallance

June 12, 13 & 14, 2020 - Weaving Workshop, "Double Rainbows," by Jennifer Moore

Barbara Redmond, our Hospitality Coordinator, asks folks who would like coffee or tea at the meeting, to please bring their own cups, or donate one or 2 cups to the guild that can be washed and reused.

Study Groups:

February 5, 2020 - Day Knitting Group

12:00 noon

Moss Coffee Shop

February 11, 2020 - Bobbin Lace Group

10:00 a.m. - 12:00 noon

Vila Cox's Home

February 13, 2020 - Spinning Study Group

6:30 p.m. - 8:30 p.m.

Melanie Smith's Home

February 15, 2020 - Fiber Arts Saturday

10:00 a.m. - 3:00 p.m.

Rubaiyat's Book Store, Caldwell

Hosted by Shelly Downs

February 18, 2020 - Day Weaving Study Group

10:30 a.m.

Marlene Bean's Home

February 20, 2020 - Rug Punch+ALL Meeting

1-4pm

Jinks Hunter's Boise Home

March 31, 2019 - Garment Study Group

10:30 a.m.

Location to be announced

~ Check your Directory for Study Group location information.~

You are cordially invited to join us for another wonderful

Winter Blues Spin-In

Saturday ~ February 22nd 2020 ~ 10AM to 4PM ~

Garden Valley District Library ~ Community Meeting Room

85 Old Crouch Road, Garden Valley, Idaho 83622

- * Bring your spinning wheel, spindle, knitting, hooking ...
- * or what ever fiber turns you on
- * join us for a fun day
- * coffee, tea, and cocoa, provided
- * bring finger food to share ... optional
- * or pick up a beverage, a deli sandwich
- * or have lunch locally

~ ??? questions or directions ~ georgianna goetsch payettegeorge@yahoo.com
or Jinks Hunter jehunter101@gmail.com

Payette River Scenic Byway ~ Garden Valley, IDAHO

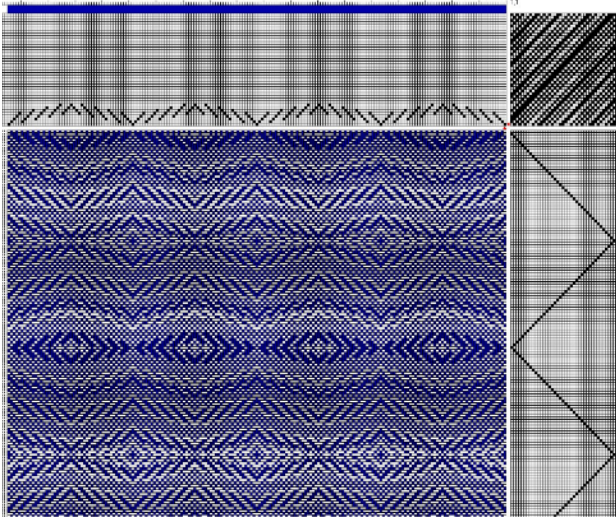

.. from the Community Hall in downtown Crouch look south ... the library is located across the bridge, past the Park, and up the hill off the Old Crouch Road. You can see the library from the Hall. Perhaps a link to the library for directions found on the web.

Directory Cover Sample Design Challenge

By Vila Cox

If you looked at the draft for the sample on the cover of the Guild directory, I'm sure you saw it was done on 40 shafts and lost interest. But did you look at the treadling? Only 8 treadles were used. humm . . . ? ! ? !

Like usual, my mind started working overtime. "What happens if you turn the draft?" OK, I know. It is now 8 shafts, but 40 treadles are still not feasible for most looms. Don't give up yet!



Like the original sample, what happens if you use only as many treadles as your loom has. Let's see how many different designs we can create!

- Participants will receive one ticket for each of the first 5 designs they share, but please don't stop there.
- During the June meeting, a drawing will be held, and the winner will receive a towel woven in the original 40-shaft pattern.
- Participants will receive a copy of ALL drafts created, either paper or electronic, let Vila know which you prefer.
- A notebook with all the drafts will be added to the library.

To enter:

1. Contact Vila for the .wif file of the draft.
2. Open it in the weaving program of your choice or draw on graph paper
3. Print the full draft of each new design you want to enter.
4. Bring printouts to Guild meetings for Show & Tell from February through May
5. Be sure Vila gets the printout and/or send her a .wif file

RULES

1. Threading must remain unchanged
2. Threading must remain unchanged
3. Threading must remain unchanged

To receive a raffle ticket, the Rules MUST be followed exactly. No exceptions! We want to be able to weave every design on the same warp by only changing the tie-up and treadling.

Tips to get you started -

- Start with a point treadling
- Use a different part of the original tip up by selecting that treadling and moving it to the right or select the whole tie-up portion of the draft and cycle it right or left.
- Extend the point treadling with additional twill between the points //\\ //\\//\\//
- Cycle the new treadling
- Change the tie-up
- Try other treadlings
- Don't forget mirror, advance and other options under the repeat function

Minutes Section

Members Meeting January 4, 2020

Present: Lily Lee, Janice Laundry, Alan Harris, Dagmar Rapp, Dyan Lay, Nancy Alzola, Pat Day Hartwell, Vila Cox, Melanie Smith, Joan Sheehan, Julie Gerrard, Cindy Schafer, Penny Schraufnagel, Denyce Verti, Jenni Jimmerson, Mary Berent, Connie Griffin, Rebecca Winter, Fran Wolfson-Yuchak, Mary Chown, Cheri Byrnes, Peggy Jones, Linda Morton Keithley, Chris Brady, Wendy Taylor, Esther Kleinkauf, Jean Zaske, Barbara Redmond, Cheryl Wurtenberger, Irene Chandler, Janet Stanger, Cynthia Newman, Mitzi Meyers, Shelly Downs, Jeannie Phillips, Sally Johnston, Doug Ranck

Doug Ranck, President -Introductions

Two new members were welcomed: Alan Harris and Shelly Downs. An attendance sign-in sheet was passed around.

Vila Cox -Treasurer, Webmaster & New Challenge

We are on budget. Please send website updates and recommendations to Vila.

A new challenge was introduced based on the material woven for this year's directory. Members are invited to use the draft to create new designs based on it (on paper or with weaving software) by creating variations only changing the tie up and treadling. Any member who submits 5 draft variations will be entered into a raffle. The resulting drafts will be organized into a collection for members to enjoy.

Julie Gerrard, Sample Exchange

This month's sample is handspun beaded yarn by Lynn Ruggles. It was spun with merino and Angelina wool with cotton crochet thread and glass beads.

Show & Tell

Ten members had shows and two had tells.

Highlights -Dagmar Rapp shared gloves designed to be worn two ways, a headband with matching mittens, and more gloves -all hand-knit. Janice Landry shared hand-knit and felted slippers she made for her son in a sock monkey design she created. Cynthia Newman shared handwoven table runners in a block design with different colors. Jean Zaske shared handmade ornaments she made with a pour painting technique. Cheryl Wurtenberger shared extra pads she put on the free table from a Navajo spindle workshop well as hand-knit socks, and a sweater, a wet felted lamb stuffed animal, and gorgeous needle-felted roses. Barbara Redmond shared a rag rug woven in the colors of a sunrise on Lake Michigan. She also shared a rug she wove to go under her Christmas tree combining fabric scraps and Pendleton cut-offs. Dee Verti shared a knitting belt from the Shetland Islands as well as a tablet cover knit by the hosts of a popular knitting podcast. Mary Chown had a tell about an upcoming massive sale she is having to clear out a whole storage unit of yarn in Donnelly The sale will be the weekend of January 25 from 10AM-5PM. Rebecca Winter shared 8 handmade books she created with handwoven cover material as well as shadow weave yardage she plans to make into a garment woven on 4-shafts in 5/2 cotton. She also shared a shadow weave towel she made for the towel exchange and a Repp weave panel she wove on the same warp. Sally Johnston shared a wall-hanging she wove using all synthetic materials in the weft including pipe cleaner, shoelaces, pieces of a placemat and even bubble wrap! Connie Griffin shared a quilted project. Cindy Schafer shared handwoven napkins she made 40 of for a family potluck! Julie Gerrard shared handspun yarn with merino wool and silk as well as handwoven material she plans to make into a vest woven with a 5/2 cotton warp and 10/2 cotton weft. Lily Lee shared a wall hanging she made with plastic tablecloths she gathered using a pleating machine.

Dagmar Rapp, Membership Officer

Membership directories are available. Photo release forms are available. A Spinning Intensive is being planned for fall. On Thursday, January 23 in the evening Dagmar is hosting a knitting and spinning get together to discuss ideas for it.

Melanie Smith, Library

A yarn give-away was conducted to help clear out some of the yarn from the Library. Mary Berent was the recipient.

Rebecca Winter, Newsletter Editor

Please send Rebecca materials for the newsletter.



Janet Stanger, Community Outreach

Members did demos at the Lost Ranch event which was a success. The Outreach Committee is organizing a Mentorship Program where members can volunteer to give assistance with certain processes and equipment for members who could use the help. If you are interested in being a mentor please email Janet. The Community Outreach Committee will be meeting soon.

Connie Griffin and Joan Sheehan, Weaving Intensive

There are currently 13 members signed up for the Weaving Intensive. You will be getting an email soon with final instructions. The room at the Nampa Saint Luke's where the intensive will be held is open from 8AM-5PM. The Intensive will begin at 9AM. Please bring your own lunch for the first day of the intensive.

Joan Sheehan, ANWG

We have paid our dues.

Jenni Jimmerson, Co-Vice President

There are three-spaces left in "Double Rainbow" Double-Weave Workshop with Jennifer Moore.

Nominations Committee

A sign-up sheet was passed around to recruit volunteers to be on the Nominations Committee. Cynthia Newman and Fran Wolfson-Yuschak volunteered.

Program -Drafting Stars in Weaving by Rebecca Winter

Thank you to Rebecca for giving an inspiring program on star drafting with handouts, physical examples, and a digital presentation. We all learned a great deal!

◆ Respectfully submitted by Lily Lee, Secretary

© The monthly newsletter from the



handweavers guild of boise valley, inc.

Officers and Chairs

- President: Doug Ranck
- Vice-Presidents: Jenni Jimmerson & Anne Oglevie
- Secretary: Lily Martina Lee
- Treasurer: Vila Cox
- Membership Officer: Dagmar Rapp
- Librarian: Melanie Smith
- Web Master: Vila Cox
- Newsletter Editor: Rebecca Winter
- Sample Exchange: Julie Gerrard

- Outreach Committee: Janet Stanger & Dyan Lay
- Spinning Study Group: Melanie Smith
- Weaving Intensive: Joan Sheehan & Connie Griffin
- Day Weaving Study Group: Vila Cox
- Garment Study Group: Greta Ankeny
- COE Study Group: Mary Berent
- Bobbin Lace Study Group: Vila Cox
- Rug Punch & All Meeting: Pat Day Hartwell & Jinks Hunter

Website

<http://www.handweavers-guild-boise.org>

Handwoven Hearts!!
How sweet is that for all
of our Sweetheart
Members?!!

