

Connecting Threads

Handweavers Guild of Boise Valley
January, 2020



January Program: Drafting Stars in Weaving

Are you drawn to the stars? Humankind has gazed at them for eons. In this program you will learn how to create them in your weaving! We will discuss the definition of a star draft, and we will survey star drafts starting with 2 shafts. Then we will move into 6, 8 & up to 12 shafts. A shining array.

Calendar of Events

Regular Meeting:

- January 4, 2020 - - Board Meeting
10:00 a.m. - Prior to the Regular Meeting
All Members are welcome to attend the Board Meetings
- January 4, 2020 - - Regular Guild Meeting
11:30 a.m. - Business Meeting & Show-and-Tell
12:30 a.m. - Program: **Drafting Stars In Weaving**, by
Rebecca Winter
At the First Congregational Church of Christ,
2201 Woodlawn, Boise, in the Banquet Room

Study Groups:

- December 31, 2019 - Garment Study Group
10:30 a.m.
Rebecca Winter's Home
- January 9, 2020 - Spinning Study Group
6:30 p.m. - 8:30 p.m.
Melanie Smith's Home
- January 14, 2020 - Bobbin Lace Group
10:00 a.m. - 12:00 noon
Raelene Viste's Home
- January 16, 2020 - Rug Punch+ALL Meeting
1-4pm
Jinks Hunter's Boise Home

Day Weaving Study Group - Will not meet due to the Intensive.

~ Check your Directory for location information.~

Special Events:

- January 18, 19 & 20, 2020 - Weaving Intensive - "From Profile to Block Weaves" - See Flier on pages 5 & 6.
- March 21 & 22, 2020 - Spinning Workshop by Gayle Vallance - See Flier on page 4.
- June 12, 13 & 14, 2020 - Weaving Workshop, "Double Rainbows," by Jennifer Moore

Jennifer Moore - Double Weave Workshop, "Double Rainbow"

June 12, 13 & 14, 2020

Update: We have 16 participants signed up. We have 4 more spaces to fill and would love for you to join us in learning, not only doubleweave techniques, but also how color can make it so beautiful. We will be using Lunatic Fringe Yarns colorful and beautiful yarns in kits that Jennifer has organized with the different color ways.

If you want to sign up, please let me know and send your check in the amount of \$200.00 to hold your place. We will not be cashing these until 30 days or so before the workshop.

For more information on this workshop please go to Jennifer Moore's website and look up "Doubleweave Rainbow."

◆ Jenni Jimmerson, Vice President

Spinning Workshop by Gayle Vallance

March 21 & 22, 2020

There are still a couple of openings in this workshop, as well. See page 5 of this newsletter for all the information about the Spinning Workshop.



Barbara Redmond, our new Hospitality Coordinator, asks folks who would like coffee or tea after the January meeting, to bring a cup. She will provide paper cups, but in the interest of the environment, we'd like to promote a more sustainable option.

Editor's Note: Check out page 4 for an Interesting Opportunity.

From Your President

Hi, all you fiber folks. The holidays are upon us and I have a few safety tips.


Check your fire extinguisher to make sure it is in good working order. If you don't know how to do this, ask, you local fire/rescue, fire extinguisher service, or a reputable web site as in .gov, .edu or maybe a friend who has experience. With all the cooking for the holidays it is good to have one on hand. Follow the instructions on the label for proper use.

Traveling to friends' homes need not be a worry. Check your tires, windshield wipers and use winter washer fluid. Take the time to clean all the windows and mirrors before departing and clean the snow off the car roof too. Keep a few extra warm items like a home made wool blanket, knitted hat and gloves, woven scarves, sewn coats and a stash of your favorite snacks. They may come in handy. We all use the excuse we are busy, but better to arrive a little late than not at all. Or a novel idea, leave early and take your time.

So, with my little infomercial over.

Have a great holiday season. Weave, spin, knit, darn or punch a rug, have lots of fun and hope to see you in January.

◆ Doug Ranck, President



Book Review

Adventures in Yarn Farming; Four Seasons on a New England Fiber Farm
by Barbara Parry
Roost Books, 2013

Thanks to a fiber-related Facebook group, I was introduced to Barbara Parry's book. As a person who lives on a farm

with sheep, goats, etc, her chronicling of her life's journey of becoming a "yarn farmer" was captivating for me.

After a brief introduction of how she and her husband came to embark on their second "career" on Springdelle Farm, she has the reader accompany her throughout a year of living and caring for her creatures and the projects she creates. Her chapter titles are knitting, spinning, and dyeing related, and sprinkled throughout the book are patterns for

sweaters and mittens, as well as dyeing recipes. Each season starts a new focus in the farming of yarn. Her love for her animals is evident in their stories, which are told with tenderness and humor.

The book's photography is outstanding; beautiful scenery and lovable woolly faces abound amongst the pages. It is easy for a fiber artist to romanticize about having their fiber source in the backyard. Barbara tells her story compassionately about the difficulties and joys of this life.

I thoroughly enjoyed joining Barbara's story as she reflected on all that has "gone into completing the circle" of her life: "grass, fields, sheep, goats, lambs, rams, llamas, tractors, fence, shearing, mills, wool, roving, yarn, dye pot, knitters, needles," and with each year, the circle of seasons begins again.

◆ Joan Ranck, Reviewing

Day Weaving Study Group Christmas Towel Exchange

We had a very fun Towel Exchange at the December meeting of the Day Weaving Study Group. Below is a picture of the fabulous handwoven towels.



Top row from left woven by Rebecca Winter, Jenny Jimmerson, Vila Cox & Julie Gerrard. Bottom row from left woven by Greta Ankeny, Mary Berent & Cheri Byrnes.

And thank-you to Cheri Byrnes for her hospitality and array of treats.

◆ Rebecca Winter, Reporting



December Meeting

Thank you to Kathy McGowen for being our hostess at our annual December potluck. Your gracious hospitality was enjoyed by all that could make it to celebrate this wonderful time of year. We all enjoyed seeing your collections of tapestries, your quilt workshop and your very special weaving studio. Thank YOU from all of us!

- ◆ Jenni Jimmerson, Vice President



New Year's Day at Mitzi's

- ◆ Bring in the new year with style, 11am to 4pm, New Year's Day ~ 2020!!!
- ◆ 2580 North Maple Grove Road between Northview and Ustick.
- ◆ Please bring something to eat to share.
- ◆ You don't have to be a spinner :))) Come on by and check us out!
- ◆ Please let me know if you plan to be here so I can make plenty of room. When parking just pack those cars in; don't park on the street.
- ◆ Mitzi 208-340-9775



Garment Study Group

Look twice at this date! It is correct. The Garment Study Group will be meeting Tuesday, December 31, 10:30-12:30 at Rebecca Winter's home. If you are usually committed to a work schedule you may have this day off and could join us.

The Garment Group will be meeting on the fifth Tuesday of any month which has a fifth Tuesday.

Bring questions about sewing with handwovens and we will help you create a finished project you can enjoy wearing. All Guild members are welcome.

- ◆ Greta Ankeny, Study Group Chair

January Rug Punch + ALL Meeting

Date: Thursday, November 21 & December 19, and continuing every 3rd Thursday

Time: 1-4pm

Location: Jinks Hunter's Boise Home

Focus: We always encourage the arts of rug and needle punch and welcome folks interested in learning this craft. We also want to reach out to the enthusiast of any sort of craft/art in fiber or other medium to join us. We welcome spinners, knitters, stitchers, tatters, crocheters, etc. We also think it would be fun to feature a different craft/art each month.

- ◆ Jinks Hunter, Study Group Chair

Library

Just a friendly reminder if you checked out any materials in November please return them at the next meeting.

- ◆ Melanie Smith, Librarian

Spinning Study Group

We had such a fun evening at our annual chocolate potluck and fiber exchange, last month. The spinning study group will be meeting on January 9th at Melanie Smith's home at 6:30. Chris Brady will be bringing us another wonderful fiber to learn about and then spin, and we will be chatting about some of our past fiber. All are welcome to join in and learn something new. If you are new to the group please let Melanie know you are coming and if you need directions send her an email.

yarnsthreads@aol.com

- ◆ Melanie Smith, Study Group Chair



December Sample

All the way from Tucson, Arizona, the sample for January is handspun by Lynn Ruggles. It is a beaded yarn that was one of Lynn's Tour de Fleece entries. The fibers are merino top, merino/Angelina top and cotton crochet thread. Lynn spun the yarn on two small drop spindles and one large drop spindle. Remember to pick your sample up at the next guild meeting.

- ◆ Julie Gerrard, Sample Chair



Polka Dots, by Lynn Ruggles

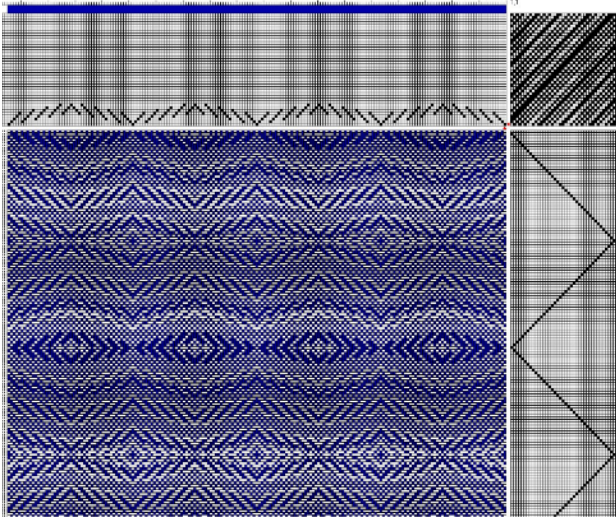



Directory Cover Sample Design Challenge

By Vila Cox

If you looked at the draft for the sample on the cover of the Guild directory, I'm sure you saw it was done on 40 shafts and lost interest. But did you look at the treadling? Only 8 treadles were used. humm . . . ? ! ? !

Like usual, my mind started working overtime. "What happens if you turn the draft?" OK, I know. It is now 8 shafts, but 40 treadles are still not feasible for most looms. Don't give up yet!



Like the original sample, what happens if you use only as many treadles as your loom has. Let's see how many different designs we can create!

- Participants will receive one ticket for each of the first 5 designs they share, but please don't stop there.
- During the June meeting, a drawing will be held, and the winner will receive a towel woven in the original 40-shaft pattern.
- Participants will receive a copy of ALL drafts created, either paper or electronic, let Vila know which you prefer.
- A notebook with all the drafts will be added to the library.

To enter:

1. Contact Vila for the .wif file of the draft.
2. Open it in the weaving program of your choice or draw on graph paper
3. Print the full draft of each new design you want to enter.
4. Bring printouts to Guild meetings for Show & Tell from February through May
5. Be sure Vila gets the printout and/or send her a .wif file

RULES

1. Threading must remain unchanged
2. Threading must remain unchanged
3. Threading must remain unchanged

To receive a raffle ticket, the Rules MUST be followed exactly. No exceptions! We want to be able to weave every design on the same warp by only changing the tie-up and treadling.

Tips to get you started -

- Start with a point treadling
- Use a different part of the original tip up by selecting that treadling and moving it to the right or select the whole tie-up portion of the draft and cycle it right or left.
- Extend the point treadling with additional twill between the points //\\ //\\//\\//
- Cycle the new treadling
- Change the tie-up
- Try other treadlings
- Don't forget mirror, advance and other options under the repeat function

Spinning Workshop by Gayle Vallance

March 21 & 22, 2020
Cost ~ \$130 + \$40 supplies

Location ~ The Boise Home of Jinks Hunter

The workshop with Gayle Vallance is filling fast! If you want to attend this workshop and have not contacted me yet - do so right away so your name will be on list! jehunter101@gmail.com Include your name, number, and email. Or call 208-867-2953. We need checks by Nov 30 to secure your seat (will be not be deposited until April).

This workshop is open to guild members-only through Nov 30, 2019. Then the workshop will be opened up to the local spinning community, with guild membership a requirement.

Here are the classes we will choose from:

Spinning for Consistency of Grist and Twist: 1 day is best, but I can teach the basics in 3 hours.

Spinning Long wools for luster: ½ day

Woollen Spinning: ½ or full day. Preparing a hand carded rolag for easy spinning. Traditional woollen longdraw and cotton longdraw. Fibers include short wool, cotton, exotics.

Best of Bast: 1 day. A study of the stem fibers and how to prepare, spin and dye the fibers. Includes flax, hemp, bamboo bast, ramie.

Viking Spinning and Weaving: (1 day) A study of the spinning and garments recorded in archaeological remains. Scandinavian wools covered in morning, Flax and hemp in afternoon.

Some more info:

We are hoping to fill the classes with folks who sign up for both days. Max is 18. Once we reach the minimum number of 12, we may have a few seats open for one day attendance for those who can only attend one day or may have an interest in only one particular class.

Jinks took a couple classes from Gayle Vallance this past summer - learned a lot and liked her teaching style. Gayle has agreed to come to Boise and share her knowledge with us.

Gayle Vallance lives in Fernie BC. Gayle teaches at conferences around North America. She earned a Master Spinner Certificate at Olds College, Level I of the Certificate of Excellence (Spinning) through the Handweavers Guild of America, and the basic level of the master weaver program through the Guild of Canadian Weavers.



Minutes Section

Members Meeting - December 7, 2019

Present: Lily Lee, Pat Ann, Peggy Jones, Mary Berent, Julie Gerrard, Rebecca Winter, Joan Sheehan, Christine Brady, Doug Ranck, Marita Turner, Dagmar Rapp, Connie Griffin, Greta Ankeny, Jenni Jimmerson, Kathy McGowan, Cheri Byrnes, Denyce Verti, Penny Schraufnagel, Wendy Taylor, Mitzi Meyers, Sally Johnston, Kathy McGowan

Doug Ranck, President -Introductions

Doug commenced the meeting with introductions. A sign-in sheet was passed around.

Jenni Jimmerson, Co-Vice President

Please send Jenni Jimmerson and Anne Oglevie ideas for next year's weaving workshop. There are four available spaces for the Double Weave workshop with Jennifer Moore. Rebecca Winter will be doing the January Program on Star Draft weaving.

Julie Gerrard, Sample Exchange

This month's sample is handspun yarn by Pat Ann. It was spun with Corriedale wool she has had since 2008!

Dagmar Rapp, Membership Officer

Please remember to fill out and sign a copy of the updated Photo Release Form. Some members may have only completed the old version but will still need to fill out the updated one. Membership directories are available for members who have not yet picked theirs up.

Connie Griffin and Joan Sheehan, Weaving Intensive

This year's intensive will take place on Martin Luther King Junior weekend at the Nampa St. Luke's and focus on profile drafts. New members are strongly encouraged to take part in the intensive. If you are signed up make sure to send your draft files and form so that Connie and Joan can make the notebooks. The deadline to submit these materials is 12/15. This is a new format for collecting this info so that digital files of all of these materials will be available to intensive participants.

Show & Tell

Six members had shows and two had tells.

Highlights- Greta Ankeny shared 7 yards of handwoven material with 10/2 cotton lunatic fringe warp woven in a wild worm and rib pattern. She is preparing to sew it into a garment. Jenni Jimmerson shared natural dye samples she created in Hawaii during a vacation. Cheri Byrnes shared Repp weave from a color themed workshop she did in Reno. Peggy Jones shared a framed double-weave tapestry she designed and wove based on the Crater of the Moons. Mary Berent shared a weaving done with 40 harnesses using tea bag string warp and cotton weft of the same size. Rebecca Winter shared a Shadow Weave hand towels. Chris Brady shared a knitted hat made with handspun yarn and a skein of handspun, hand-dyed yarn dyed to resemble denim. Mitzi Meyers shared about a spinning event she is hosting on New Year's at her home. Kathy McGowan shared a handwoven rug she purchased in Jordan during a Mediterranean cruise trip.

Holiday Potluck

Members enjoyed a holiday potluck and tour of Kathy McGowan's studio. Thank you to Kathy McGowan for graciously hosting!

◆ Respectfully submitted by Lily Lee, Secretary

© The monthly newsletter from the



handweavers guild of boise valley, inc.

Officers and Chairs

- President: Doug Ranck
- Vice-Presidents: Jenni Jimmerson & Anne Oglevie
- Secretary: Lily Martina Lee
- Treasurer: Vila Cox
- Membership Officer: Dagmar Rapp
- Librarian: Melanie Smith
- Web Master: Vila Cox
- Newsletter Editor: Rebecca Winter
- Sample Exchange: Julie Gerrard
- Outreach Committee: Janet Stanger & Dyan Lay
- Spinning Study Group: Melanie Smith
- Weaving Intensive: Joan Sheehan & Connie Griffin
- Day Weaving Study Group: Vila Cox
- Garment Study Group: Greta Ankeny
- COE Study Group: Mary Berent
- Bobbin Lace Study Group: Vila Cox
- Rug Punch & All Meeting: Pat Day Hartwell & Jinks Hunter

Website

<http://www.handweavers-guild-boise.org>