

# Connecting Threads

Handweavers Guild of Boise Valley  
May, 2020

## The May Meeting Has Been Cancelled

– To Promote the Safety of All –

### “Double Rainbow” Workshop ~ Cancelled

The Jennifer Moore “Double Rainbow” workshop has been cancelled, due to the uncertainty of our ability to find a venue to have the workshop. Another concern is there may be some who wouldn't feel comfortable in an enclosed space with a group.

After communicating with Jennifer and the 2 Seattle guilds there is a possibility we could schedule this workshop for October, 2021. She is holding open October and first part of November for this workshop trip to Boise and the Seattle area.

If you are interested in Jennifer Moore and what she offers, please check out her website. She states and encourages us to share the following: “I am using this time to take webinars and learn all I can about setting up online teaching and all the background work that goes into that. Even if travel restrictions get lifted, it is unlikely that things will ever be quite what they were before, and I want to be able to offer virtual guild programs and online workshops to those who would like them. I hope to have a new website up in the next couple weeks and start a blog about this new process.”

Thank you to all who signed up for the workshop. I will be shredding all the checks written to hold your spot in the workshop.

•❖ Jenni Jimmerson, VicePresident

### Tour de Fleece - 2020 Edition

It seems every time we try and make plans things change these days. The Tour de Fleece this year is no exception. The Tour de France has moved the dates of this year's tour to late August into September. I don't really want to keep to that date, so I have decided to change **the Tour de Fleece dates to July 6th through the 26th**. That way if we are once again able to meet in groups it won't interfere with any Fourth of July plans you may have.

•❖ The “rules” will remain the same:

1. You must be a member of the guild (so get those dues in soon).
2. You must sign up before the **deadline of June 28th midnight mountain time** (no exceptions) once you email me your goals I will email you back to let you know you're in!. If you do not get an email by the 28th you are not signed up.
3. You can only pick one track, spinning, weaving, or fiber arts. See definition of each below.
4. You can only sign up by emailing Melanie at [yarnsntthreads@gmail.com](mailto:yarnsntthreads@gmail.com) NOT the [groups.io](http://groups.io) page



•❖ How it works:

The point of the tour is to challenge yourself to create each day during the tour, You get to set your goals. Some examples could be, but don't have to be; spin a fleece, weave fabric for a jacket, create a felted rug, paint a warp and weave a project from that warp, finish a dog on the loom or other UFO. etc If you are having trouble coming up with an idea give me a call or drop me an email and we can come up with some ideas.

## Tour de Fleece continued ~~

- ◆ Because we are adding weaving and fiber arts this year. I think it would be helpful to define each category.  
Spinning- yarn that is created on a wheel, spindle or charkha, you may add processing, dyeing but the greater part of your goal should involve making yarn.  
Weaving- This should involve making fabric of some kind. It can have any yarn of your choice, As many harnesses as you choose, be creative.  
Fiber Arts- This one is a bit more difficult to define. So here is how I am going to define it. Make anything of your choice that was dyed, felted, punched, hooked, sewn, knit, or crochet. But it needs to be something you've never tried before. So if you are a knitter, it needs to be a challenge, maybe color-work if you've never done that before, crochet if you've never used a size 12 steel hook, felt a rug instead of weaving one, etc. If you choose to sew something then it needs to be from hand made fabrics.
- ◆ What's the point? The Tour de Fleece is meant for you to challenge yourself and create something new, and have fun while doing it.

Once again this year we will have our daily challenges that will be for all three categories, some will be category specific and others will be for everyone. These challenges are open to anyone who is signed up and will be given usually the night before the challenge on the [groups.io](https://groups.io) page (thus the need to be a member).

I am also adding a lightning round. This will be a separate challenge to the daily challenges and your goals. If you would like to try the **Lightning Round, when you sign up let me know**. The guidelines for the this round are as follows:

Spinner's and fiber artists — you will need to pick up a bag with your challenge in it. It must be completed by the October meeting. It will involve spinning, or felting, possibly knitting, crochet, weaving. Weaver's you will need to have a warp for at least one towel of the TBS (tea bag string) draft of your choice, and you will get directions on how to complete your challenge. If you don't have any TBS at home let me know and I can get you some. Please DO NOT sign up for the Lightning Round challenge unless you think you can complete this project by the October meeting. Don't be afraid all levels of skill will work for this challenge, and it's a simple project that can easily be completed in plenty of time. The lightning round will have its own prizes, one for each category.

All other prizes will be determined at the end of the tour and announced at a fall meeting.

- ◆ **Tour de Fleece Sign Up starts NOW!** I can't wait to see what you come up with for your goals, so send them in and be sure to let me know if you would like to be in the lightning round. As always if you have any questions please email me at [yarnsntreads@gmail.com](mailto:yarnsntreads@gmail.com) or give me a call.

◆ Melanie Smith, Tour de Fleece Fiberista

## Musings From Your President

Hi there, Fellow Fiber Followers.

I will ramble on as usual after I say a few things about our situation and what may be the new normal.

Wash your hands, don't touch your face, stay upwind of the coughing/sneezing rude person. After coming back from a foray, wash your mask if you use one, same with gloves. Put on clean clothes and wash the dirty ones right away by themselves. Keep your safe area clean, house and car, etc. Reach out to friends if you need help, we are here for you.

Enough about that; so what have you bean doing? Mas Frijoles por favor y mucho cervesa. Well, all in good wishing and stay upwind.

Speaking of being windy, is this a more than usually breezy and windy spring? Seems like



**Presidential Musings continued ~~**

ever other day I could fly a kite, the other days I wouldn't be able to hold on to it. And talk about grass clippings, just mow and blow with the wind and let the neighbor pick it up for you. Like a good neighbor, we are here for you.

More flowers are blooming and the fruit trees are blooming and going to bud. Speaking of that, I got a notice that the Codling Moth will be emerging soon, so if you take measures, now is the time. I don't have any recommendations, the method is up to you. If you do go out and about or just buy online, get the prettiest flowers for you gardens and indoor sets, they help liven up our feelings.

Fresh air is good for you, set up a space out back to do your favorite fibre fun. As our days get longer, it is harder to sit inside and work. I think I hear my garden calling so I got to go. My loom is too big to get out the door and it would look funny in the garden. The only thing it grows is works of art or purpose.

Well its been good visiting again and hope to see all soon. Fiber on.

•♦ Doug Ranck, President

**Sample Exchange**

The sample for May is woven by Cindy Schafer. It is crackle sett at 28 e.p.i. The warp is black 2/21 merino wool and the weft is cotton boucle. The draft is from *A Handweaver's Pattern Book* by Marguerite Davison (green book) page 200, Scandinavian Favorite #1.

•♦ Julie Gerrard, Sample Chair



**Vila's 2020 Weaving Design Challenge**

Has anyone one been working on the 2020 Design Challenge? Remember this is the creating of weaving drafts from the starting place of the sample on the cover out our 2019-2020 Membership Directory. Contact me if you need the electronic file.

Now would be a good time to open up your weaving program instead of the solitaire game you have about worn out. I have received some drafts, but would love to get a lot more for the collection. I have the loom threaded and will soon be weaving the prize that one lucky participant will receive.


•♦ Vila Cox

**Study Group News from Vila**

Bobbin Lace and Day Weaving study groups are on hold until further notice. We will start meeting again when it is safer to do so. I do not want to possibly risk the health of anyone. You are all too important to me!

•♦ Vila Cox, Study Group Chair

Editor's Note: Other Study Groups are also on hold for the time being. Watch for information via our [groups.io](http://groups.io) for more information.



**Members' Work**

**Vila Cox**

I didn't take a picture because it's isn't all that interesting at this point. On the 19th of April, I wound 70 yards of white 10/2 cotton onto the new loom. Yep, I'm reverting to my true weaving nature. I'll thread it as a simple point twill, but I will use all 40 shafts/harnesses. The interesting part will be when I start weaving it off. I also hope to design a few more patterns as I go. The other two looms are dressed in their usually manner - one has white 8/2 cotton on it for huck lace towels and the other has white wool for the throws I weave for Lovely Valley Wool. Yep, life isn't a lot different at my house.

## Gerogianna Goetsch

Flokati sampler on a little Hokett Loom ( mohair locks )



## Lori Gautier

I know of a sweet Navajo-Churro ewe who is looking for a new fiber pet home. Her owner has recently lost her husband, and is moving back to New York with her daughter. The ewe is 4 years old. She was a bottle baby and is sweet and friendly. Her name is Doodle. She has a very nice quality off-white fleece. She is small and has never been bred and shouldn't be. She has a crooked spine and walks a little goofy. I would take her myself, but my husband (who apparently knows nothing about sheep---haha) thinks I already have twice as many sheep as I should. :) If anyone would like to meet her, or knows someone who might be interested, please let me know.

Thank you! Lori Gautier

[lori.gautier@gmail.com](mailto:lori.gautier@gmail.com)

## Peggy Jones

I thought I'd send some pictures of a couple of things I've been working on. I've been knitting, spinning, prepping fiber, working in my yard, reading, attending Zoom meetings, and actually doing more cooking. I haven't been working, so I've been baking cookies every week to take to my fellow associates at Home Depot, too.

The scarf is for the vendor booth at Trailing of the Sheep that several of us are doing. It has the handspun I posted earlier, 2 mohair yarns, and one other yarn that is bamboo and wool.

The blue yarn is 50/50 yak/silk. I bought the fiber at Fiber Train three years ago with my daughter in mind and finally got brave enough to attack it. It was challenging. :-) I sent it off as a surprise to Elisha and she loves it.

I hope you and yours are all staying well!





Peggy Jones' Handspun Yarn


Jinks Hunter

Learned how to weave.



Raelene Viste

I've completed two projects since the shutdown began, a piece of lace for a hatband and a pair of socks. I'm now working on a very complex piece of lace that I started at the convention last summer. I've included both back and front pictures of the Bucks Point lace in progress, since the back is the only place where the lace is visible.



Raelene's Bobbin Lace



### Mitzi Meyers

I have a poncho I bought at an art show years ago that I love. I have a friend that's a designer come up with a pattern to hand knit the poncho. (The one I bought was machine knit and has a cowl neck, we did a split open collar.) She is selling the patterns for \$6 each on ravelry (aspenknits Mitzi Poncho) or you can get it through me with a kit of yarns that I'm putting together to make the poncho. Also during the coronavirus shut down I've been working on the triangle loom trying to finish a commissioned job, and other little projects here and there as I'm sure you all are doing. Happy spring!


## Cynthia Pollock

Krokbragd – playing around with it for the first time.  
Not sure what I'll do with the pieces,  
but fun to play with color.



## Irene Chandler

Beading second bracelet from Esther's class.



## Joan Ranck

My current project, of which I am almost half done, is to spin at least 2400 yards of 2 ply Corriedale spun to 1100-1200 YPP to make the Comfort Blanket designed by Susan Fricks. This project is in the Spring 2019 issue of *PLY*. The white Corriedale is from a ranch in Wahoo, Nebraska, and the Black Corriedale is from a ranch in Wyoming. Both were purchased as raw fleece. I am doing the spinning and Doug is going to weave the blanket. Hope our marriage survives :-)! !



**Chris Brady**

Six rag rugs on a blue warp. Used up ALL my blue fabric!

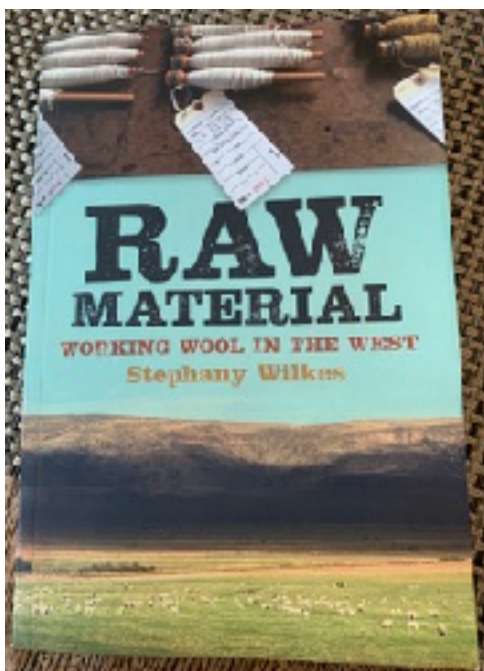
And Teeswater fleece I dyed yesterday. (Ashford acid dyes.)



**Book Report, by Joan Ranck**

*Raw Material, Working Wool in the West,*  
by Stephany Wilkes  
2018 Oregon State University Press

This is a fun read about a person who works in the tech world of California, who enjoys knitting and wants to find locally sourced yarn. Her exhaustive search introduces her to a world that she never new existed; one she



believes she can help. The people she meets and the animals she learns about eventually draw her away from her high tech world, to one where she lives much closer to the land.

Stephany has the gift of being a great storyteller as she describes her path to becoming a shearer. She was to be the keynote speaker at this year's "Ply Away" in Kansas City. Clemes and Clemes featured a Zoom conference with her to answer questions about the industry this past Saturday, which can be accessed through their website.

She was also interviewed on the Podcast Local Wool with Anastasia Williams on January 31st. The Episode is titled: "Episode 14 - Shear Force of Will with Stephany Wilkes." She is a very charismatic speaker, as well, and will keep you entertained with her humor and lighthearted stories.

~~~~~

Editor's Note: Everyone's work who submitted is included. Quality of the photos was decreased to make the Newsletter a size for easy emailing. This is a great show of fiber work. Cheers to All.

## Officers and Chairs

- President: Doug Ranck
- Vice-Presidents: Jenni Jimmerson & Anne Oglevie
- Secretary: Lily Martina Lee
- Treasurer: Vila Cox
- Membership Officer: Dagmar Rapp
- Librarian: Melanie Smith
- Web Master: Vila Cox
- Newsletter Editor: Rebecca Winter

- Sample Exchange: Julie Gerrard
- Outreach Committee: Janet Stanger & Dyan Lay
- Spinning Study Group: Melanie Smith
- Weaving Intensive: Joan Sheehan & Connie Griffin
- Day Weaving Study Group: Vila Cox
- Garment Study Group: Greta Ankeny
- COE Study Group: Mary Berent
- Bobbin Lace Study Group: Vila Cox
- Rug Punch & All Meeting: Pat Day Hartwell & Jinks Hunter

## Website

<http://www.handweavers-guild-boise.org>

<https://boiseguild.groups.io/g/main> - Sign into your personal [groups.io](https://groups.io) account.

## Calendar of Events

### Regular Meeting:

May 2, 2020 - Regular Guild Meeting  
**The meeting has been cancelled.**

May 2, 2020 - Board Meeting, Via Zoom  
10:00 am to 11:00 am  
Look for the Zoom invitation in your email.

### Special Events:

June 12, 13 & 14, 2020 - Weaving Workshop,  
"Double Rainbow," by Jennifer Moore  
**The workshop has been cancelled.**

July 6 through 26, 2020 - Tour de Fleece

September 12 & 13, 2020 - Spinning Intensive,  
"Sheep to Yarn"  
More Planning for this even will occur.

**Be sure to check the Inbox of your email for updates on scheduling, through groups.io.**

## Minutes Section

### Members Meeting

Because the meeting was not held, there are no minutes to document.

• Your Editor

© The monthly newsletter from the



handweavers guild of boise valley, inc.

