

☞ Connecting Threads ☞ ☞


Handweavers Guild of Boise Valley November, 2012

November Program: Reading A Draft

This month's program is on reading and writing a weaving draft. We will discuss the information that is found in a draft. Then we will look at the "Guild Sample Sheet," and find out what information it contains.

Understanding the two items will allow you to take the information provided and duplicate the sample. It will also help you to provide the information in a format that is recognized by other weavers.

We will then discuss how and why different weavers can produce completely different projects from the same draft.



Calendar of Events

November 3, 2012 - Guild Meeting
Boise Historical Museum at the Adelman House
11:30 am - Business Meeting
12:30 am - Social time
1:00 pm - Program, **Reading a Draft**, by Al Hayden

November 3, 2012 - Beginning Weaving Study Group
Boise Historical Museum at the Adelman House
Immediately after the Regular Meeting

November 4, 2012 - From Fleece to Garment Study Group
2:00 to 4:00 pm
The Home of Melanie Smith

November 8, 2012 - Spinning Study Group
6:30 to 8:30pm
Maralyn Larson's Clubhouse


November 13, 2012 - Bobbin Lace Study Group
6:30 to 8:30 pm
Rebecca's Studio House

November 19, 2012 - Day Weaving Study Group
1:30 to 3:30 pm
The Home of Melanie Smith

November 29, 2012 - Knitting Study Group
6:30 to 8:30 pm
The Home of Melanie Smith

December 1, 2012 - COE Study Group
Before the Regular Meeting at Penny's home
10:00 am

Weaving Intensive - January 19, 20, & 21, 2013
Spinning Workshop - February 23, 24, & 25, 2013
Weaving Workshop - April 27, 28 & 29, 2013



Mystery Bag Exchange

The Mystery Bag Exchange for the Christmas Party was very popular. The bags of goodies were scooped up very quickly. If at any time you find you are not going to be able to complete the project, let Mary or Rena know. There may be others who are interested in participating. Have some fun with your projects for the Exchange.

Weaving Intensive: Registration and Location

Registration for the January Summer and Winter Weaving Intensive is now open. Check your October newsletter for the registration form. The Intensive will be held on January 19-21 from 9-4 at Baseline, 10259 West Emerald Street, #160, Boise, ID 83704.

Baseline is Ivy DeHart's husband's company and we will be using a large room in their building. Kitchen facilities are available including a coffeemaker, refrigerator and microwave.

Challenge 2012 - Color Explosion

Thanks to Vila Cox and Melanie Smith for serving as committee members/co-chairs this year, to everyone who submitted entries for the Challenge, helped set up, assisted at Museum Comes to Life, or stayed to clean up. There were 32 Challenge entries this year: 16 Flat handwoven, 5 handspun skeins, 5 fiber arts and 6 made from handspun. There were 636 ballots and 592 were submitted with votes.

Congratulations to the following winners:

FLAT HANDWOVEN - Weaving

1st Place - Ivy DeHart - Tencel table runner,
Primary colors

2nd Place - Melanie Smith - Earth tones, wool &
silk shawl wrap - Analogous

3rd Place - Melanie Smith - Purple, red, brown,
wool & silk scarf - Complementary

HANDSPUN SKEINS- Spinning

1st Place - Melanie Smith - Rainbow Skein,
Shetland Wool - Complementary

2nd Place- Melanie Smith - Blue, red, yellow,
black, and white wool skein -
Complementary

3rd Place - Lynn Ruggles - Wool and Silk -
Analogous

FINISHED ITEMS FROM HANDSPUN

1st Place - Melanie Smith - Green/blue glitz scarf -
Wool, silk, bamboo, glitz art batt -
Analogous

2nd Place - Melanie Smith - Rainbow alpaca, silk
socks - Analogous

3rd Place - Melanie Smith - Purple, wool & silk
scarf - Complementary

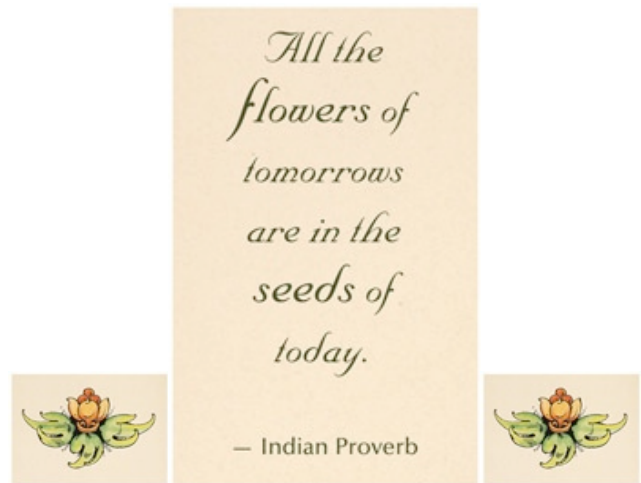
FIBER ARTS

1st Place - Vila Cox - Torchon Bobbin Lace Tencel
Scarf - Adjacent contrasting colors

2nd Place - Rebecca Winter - Embellished Bag,
Purple, navy, yellow/green, light gold &
coral - Polychrome

3rd Place - Rebecca Winter - Embellished Bag,
Orange, pink, & light green - Polychrome

◆ Julie Gerrard



Notes From Your President

Your president is working on catching her breath and hoping to get back in the swing of weaving and doing some creative things. This morning there were sheep being moved down the road by men on foot with dogs. It is exciting to see how they work together to accomplish what looks like a GIANT task to me. It had rained a bit and smelled sooo good!

Looking out the window as I usually do when working on notes for the newsletter, the trees are just starting to get their fall colors. Even when it is brown out there it still has its beauty for me, but it's looking really special today. I love our four seasons. About the time I am bored with the weather it changes and works to help keep me inspired.

Here is hoping all of you are inspired to get back to more indoor fiber activities. Those of you who took home a mystery bag -- best wishes in getting something lovely made for the exchange. I am feeling stumped at the moment, but know it can be something great! No matter what HAVE FUN!

◆ Your President, Mitzi Meyers

Beginning Weaving Study Group Forming

The Beginning Weavers Study Group met on October 6th after the regular meeting and program. It was the first meeting and Vila Cox led the discussion on selecting weaving yarns and yarn charts. We will continue to meet after the next regular Guild meeting and program in November. If anyone wants to join the study group you are very welcome. The next topic for discussion is SETT. If you would like more information or the handouts from the first meeting please let me know at anneroglevie@gmail.com.

My Quest for a Gansey: Part Two

A couple of months ago, I talked about how I had decided to spin and knit a gansey. Well I am happy to say my gansey is complete and awaiting cooler temps so that I can wear it. While I was doing some research on ganseys I ran across a sweet little video called, Eriskay - A Poem of Remote Lives. Filmed in 1935 it shows life on a remote Shetland island. This video runs about 19 minutes and shows locals collecting wool, spinning, dyeing, weaving and waulking the cloth to finish it. If you have a few minutes take a look and I know you will enjoy it, at <http://ssa.nls.uk/film.cfm?fid=1701>

◆ Melanie Smith



Study Group: From Fleece to Garment

We had a great time at the fair in August looking at all the wonderful fleeces. Even a few found new homes. Now it's time to get those fleeces cleaned. Our next meeting will be Sunday Nov. 4th from 2-4 pm at Melanie Smith's home. We will be talking

about ways to clean your fleece. A demo on cleaning a fleece in the washing machine will be done that day. If you haven't already found your fleece, please do so as soon as you can. If you are having trouble finding one please let Melanie know she can give you some great resources on where to look. Our next meeting will be after the holidays in January when we will be talking about ways to spin your yarn for your garment. If you have any questions please call or email Melanie at 385-0085 or yarnsntreads@aol.com

Monthly Sample Exchange

For this month's sample, Lynn Ruggles has provided us with an interesting spinning sample. She blended "Mystery Wool" with Pendleton Mill ends, and then spun them in a semi-worsted technique. Warning to Lynn - be prepared to answer questions. Thanks Lynn.

Please turn your Samples in to Al Hayden, the Sample Chairperson.

Sample Exchange Box

Members may pull samples from the **Sample Exchange Box** at each regular guild meeting. And remember to check your name off the list in **each** file folder. If you would like to participate or have questions, contact the Sample Chairperson.

Also, remember, there are samples from last year that are available to anyone toward the back of the box.

Study Group News

♥ The Beginning Weavers Study Group

We will meet directly after the regular Guild meeting on **November 3rd**. If you have any questions please email Anne Oglevie at anneroglevie@gmail.com or call 208-994-2725.

♥ From Fleece To Garment

Meeting on **November 4th**, from 2 to 4 pm, at the home of Melanie Smith.

♥ Spinning Study Group

We will meet at Maralyn Larson's Clubhouse on **November 8** from 6:30-8:30pm. Come and spin or just come to socialize. Color this month is Aztec Blue. Please contact Lynn Ruggles with any questions, 375-9172.



♥ Day Weaving Study Group

We will meet on **November 19**, at the Home of Melanie Smith, at 1:30 p.m. Call Rebecca at 859-2822, for more information.

♥ Bobbin Lace Study Group

We meet on **November 13**, at Rebecca's Studio House at 6:30 pm. Call Vila for information, 323-7736

♥ Knitting Study Group

Needing help to get those knitting or crochet UFO's finished? Why not join us at the next knitting study group. We will be meeting on **November 29** at Melanie Smith's home 6:30 to 8:30. We will not be meeting in December because of the holidays. If you have any questions please call or email Melanie at 385-0085 or yarnsthreads@aol.com



♥ Certificate of Excellence (COE) Study Group

Our next meeting will be held on **December 1** at the home of Penny Schraufnagel prior to the Christmas Party. As usual, everyone is invited. For information call Mary Berent, 939-8906.

Guild Meeting Minutes

October 6, 2012, Adelman House

Meeting was called to order by President Mitzi Meyers.

Present: Janet Stanger, Irene Chandler, Al Hayden, Cynthia Newman, Mitzi Meyers, Mary Berent, Anne Oglevie, Julie Gerrard, Pat Ann, Darci Standefer, Andrea Cooper, Lynn Ruggles, Carol Freeman, Rena Lute, Melanie Smith, Katzy Luhring, Paulene Robbins, Tera Jones, Vila Cox, Marita Turner, Ivy DeHart, and Judy Tallent.

Vice President Report: Mary Berent reported that you can start signing up for the workshops at anytime. If you sign up for any of the workshops early the checks will not be deposited until closer to the time of the workshop. {Editor's Note: see the October and November Newsletters for details.}

Al Hayden will be doing the program for the November meeting. The topic will be on drafts - how to read a draft, how the different colors of threads and weavers interpretation of the pattern affects the draft. Al asked for a few volunteers or anyone that would like to weave a sample of a point twill pattern to share at the November program.

December is the Christmas Party. There will be a handmade gift exchange, called the Mystery Bag. You must sign up with Mary to receive the bag of supplies. The rule is you can throw out 1 item from the bag. You can use as much of your own stuff as you need, but you have to use some of everything else in the bag.

Treasurer, Melanie Smith, reports that after paying bills we have \$4,682.25 in checking, \$4,508.23 in savings, and \$12,738.93 in CD Funds.

Sample exchange: Al Hayden reminded everyone the samples were available. That Melanie Smith provided this month's dying sample. Melanie has dyed white and brown yarn the same color to show the difference. Rebecca has put the record sheets on line, but they are not able to be edited. Lynn Ruggles asks that an editable form be available on line. If Rebecca can't do it, she asks to let her know and she would see what she could come up with.

Challenge Julie Gerrard reported on the good turn out and awarded the prizes from the Color Explosion Challenge. There were 16 entries in the Flat Handwoven category. 1st place was Ivy Dehart, 2nd Melanie Smith and 3rd was Melanie Smith. There were 5 entries in the Spinning category. 1st was Melanie Smith, 2nd was Melanie Smith and 3rd went to Lynn Ruggles. Fiber Arts had 5 entries. 1st was Vila Cox, 2nd Rebecca Winter and 3rd also went to Rebecca. There were 6 entries in the Made from Handspun category. 1st, 2nd and 3rd went to Melanie Smith.

Show and Tell:

New member Katzy Luhring shared with the group that she is a co-owner of Lunatic Fringe Yarns.



Rena Lute shared an article she had found on Lunch Bags our guild had woven for the ANWG Conference several years ago.

Lynn Ruggles shared her hand spun scarf and 2 skeins of yarn.

Ivy Dehart shared her fiber art entry scarf, and a quilt she has made.

Vila Cox shared her Bobbin Lace Sampler that she had entered in the fair. She is now weaving baby wraps and shared a sample of her work.

Pat Ann shared some natural dyed yarns from the spinning study group.

Julie Gerrard shared a shawl he had woven and entered in the challenge.

Mary Berent shared a sweater she knitted of a mohair and wool blend.

Janet Stanger shared a piece of equipment she was told was called a warping reel and asked the group how to use it. She learned it was not a warping reel, but a piece of equipment used to put the yarn in skeins.

Ann Oglevie is going to Widbey Island again for a Weaving 2 class.

Mitzi shared a story about going to Gordon's high school reunion. She only took a few of her hand woven items with her and they were well received.

The Weaving Intensive is in January. The theme is Summer and Winter. Lynn will be putting the note books together and wants your draft by the 1st of January. The cost is \$30.00.

The study groups announced their times and schedules. Please refer to the Newsletter and Web page for those schedules.

UFO's: Irene Chandler finished a cross stitch project and signed up to finish a crewel project. Lynn Ruggles finished the vest for her husband.

There was no Gold bag awarded this meeting.

Meeting adjourned for monthly program.

♥ Respectfully Submitted, Janet Stanger, Secretary

Officers and Chairs

President: Mitzi Meyers 340-9775

Vice-presidents: Mary Berent 939-8906

Rena Lute 891-2111

Secretary: Janet Stanger 377-0746

Treasurer: Melanie Smith 385-0085 or cell 608-0101

Membership Officer: Irene Chandler 318-8182

Librarian: Judy Tallent 208-615-1857

Web Master: Vila Cox 323-7736

Newsletter Editor: Rebecca Winter 859-2822

Sample Exchange: Al Hayden 343-7300

Spinning Study Group: Lynn Ruggles 375-9172

Weaving Intensive Study Group: Lynn Ruggles
375-9172

COE Study Group: Mary Berent 939-8906

Day Weaving Study Group: Rebecca Winter
859-2822

Beginning Weaving Study Group: Anne Oglevie
208-994-2725

Bobbin Lace Study Group: Vila Cox 323-7736

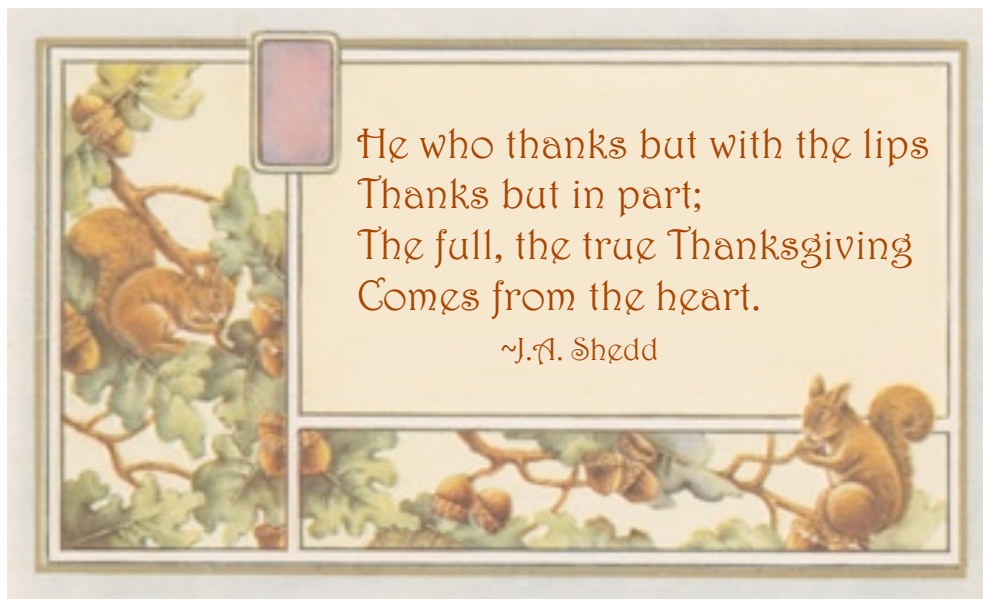
From Sheep to Garment Group: Melanie Smith
385-0085 or cell 608-0101

Knitting Study Group: Melanie Smith 385-0085 or
cell 608-0101

Website

<http://www.handweavers-guild-boise.org>

Note: This Newsletter is located online at this address.



Mary Berent

Supplementary Warp Workshop

a Weaving workshop sponsored by the Handweavers Guild of Boise Valley
Saturday, April 27; Sunday, April 28; and Monday, April 29, 2013

Mark your calendars for three days of fast paced weaving, fun and learning! This workshop will get you thinking about what you can do with your loom in a whole new way.

Supplementary warp, or supplemental warp is a technique that opens a world of fabulous design possibilities. It allows the weaver to plan complex patterns that can be woven with 8 or fewer shafts and with only one shuttle. It allows for various tensions within the same warp, allowing some very interesting effects. Once weavers allow themselves to think differently about warp tension, the design possibilities are limitless. Many designs that LOOK complex are explained and turned weaves are explored. This is a round-robin workshop using 4 and 8 shaft looms.

The workshop will be held at the Caldwell Public Library Community Room. You will need to bring a loom warped according to instructions, weft yarn for that loom, shuttle(s) for that loom, basic weaving equipment (threading hook, scissors, tapestry needle, paper and pencil for note taking, masking tape, etc.) and your lunch each day. The cost of the workshop is \$95 for members of the Handweavers Guild of BoiseValley, with an additional materials fee of \$20 for a total of \$115 for the three day workshop. The total fee for non-Guild members is \$140 and includes membership in the Guild. This will be three fantastic days of weaving fun!

Name _____ email address _____

Phone _____ cell phone _____

To register send a check for the full amount to: Rena Lute, 2273 W Burns Street, Eagle, Idaho 83616, cell 891-2111.



Lynn Ruggles Wheel of Color

a Spinning workshop sponsored by the Handweavers Guild of Boise Valley
Saturday, February 23; Sunday, February 24; and Monday, February 25, 2013

This will be a wonderful workshop exploring spinning in color, from color theory to color reality!

Beginning with three colors of fiber, you will blend and spin colors to create your own fiber color wheel. Along the way, you will learn how to use a color wheel to choose colors and look at what happens when the “color wheel rules” are broken. You will learn how colors interact and how to combine them for the most subdued or eye-catching vibrant effects. You will learn different spinning techniques and different types of yarn which will enhance the colors in the fiber and look at various ways to ply depending on what color effect you wish to achieve. Multi-dyed rovings will also be examined for their characteristics. Are the colors sharp and well defined? Do the colors bleed into each other? You will learn how to make the most out of each different color-way and you will spin, blend and ply them using a variety of techniques that will enhance the color rather than dull it.

The workshop will be held at the Caldwell Public Library Community Room. You will need to bring a working spinning wheel with a medium size whorl, at least 2 extra bobbins, lazy kate, handcards (regular, not cotton), plus basic spinning supplies (small niddy-noddy, extra drive band, oil bottle, etc.) and your lunch each day. The cost of the workshop is \$95 for members of the Handweavers Guild of BoiseValley, with an additional materials fee of \$35 for a total of \$130 for the three day workshop. The total fee for non-Guild members is \$155 and includes membership in the Guild. This will be three fantastic days of fiber fun!

Name _____ email address _____

Phone _____ cell phone _____

To register send a check for the full amount to: Mary Berent, 769 N Grey Pebble Way, Eagle, Idaho 83616.
Phone 939-8906.



Connecting Threads
PO Box 6258
Boise ID 83707

The monthly newsletter from the



handweavers guild of boise valley, inc.

Newsletter Highlights and Please Remembers:

November Program: Reading a Weaving Draft

Have you Checked out the Workshop Opportunities?

