

Connecting Threads

Handweavers Guild of Boise Valley
November - 2015



November Program - A Brief History of Weaving - from the Beginning of Time

Presented by Lynn Ruggles

This month we will be exploring the history of weaving, or more specifically, the influence weaving has had on our world over the thousands of years in which tool-wielding hominids have lived on this planet. Your homework assignment is to bring to the meeting one textile term that has become ubiquitous in our everyday speech, so much so that its origins are almost forgotten.

◆ Lynn Ruggles, Vice President

Calendar of Events

- November 7, 2015 - Guild Board Meeting
10:00 a.m. - Before the Regular Meeting
- November 7, 2015 - Guild Meeting
11:30 a.m. - Business Meeting
12:30 a.m. - Program - **A Brief History of Weaving -
from the Beginning of Time** - by Lynn Ruggles
Jo-Ann Fabric 1085 N Milwaukee St, Boise, ID 83704
- November 4 & 18, 2015 - Knit and Crochet Group
1:00 to 3:00 p.m.
Aero Cafe
- November 12, 2015 - Spinning Study Group
6:30 to 8:30 p.m.
Maralyn Larson's Club House in Meridian
- November 15, 2015 - Rug Punch Study Group
2:00 p.m.
Pat Day Hartwell's Home
- November 17, 2015 - Day Weaving Study Group
1:30 p.m.
The Home of Julie Gerrard
- December 5, 2015 - COE Study Group
10:00 to 11:00 a.m.
Before the regular meeting
At Penny Schraufnagel's Home
- January 16-18, 2016 - Weaving Intensive Study Group
- End of February - Go Wild with Silk - Spinning Workshop,
by Lynn Ruggles
- March 18-20, 2016 - Crimp and Create Woven Shibori -
Weaving Workshop, by Diane Totten

Meeting Location

The Guild meeting will be held in the 2nd floor class room of Jo-Ann Fabric 1085 N Milwaukee St, Boise, ID 83704. To get to the class room head to the back of the store. There is an elevator almost straight back from the store's front door. Signs will be posted to point you in the right direction on the 2nd floor, but it's a fairly small area so it won't be too hard to find.

A Tale of Two Yarns - Museum Comes To Life Challenge Show Results

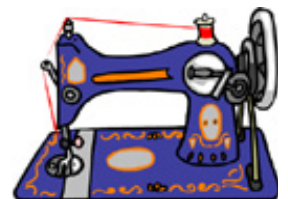
- * 39 entries total
- * 265 votes from the public
- * 4 Categories
 - ◆ Flat Handwoven - 15 entries
 - 1st - Vila Cox, Overshot Throw
 - 2nd - Rebecca Winter, Supplementary Warp Stole
 - 3rd - Anne Oglevie, Red Scarf
 - ◆ Hand Spun Yarn - 10 entries
 - 1st - Pat Day Hartwell, Mohair & Silk Yarn
 - 2nd - Melanie Smith, Wool & Nylon Yarn
 - 3rd - Julie Gerrard, Merino & Silk Yarn
 - ◆ Made from Hand Spun - 8 entries
 - 1st - Melanie Smith, Teddy Bear
 - 2nd - Melanie Smith, Knitted Socks
 - 3rd - Mitzi Meyers, Bunny Door Stop
 - ◆ Fiber Arts - 6 entries
 - 1st - Melanie Smith, Felted Hat
 - 2nd - Vila Cox, Bobbin Lace Scarf
 - 3rd - Mitzi Meyers, Jacket

Christmas Party Mystery Bag

Challenge Exchange

Remember our Mystery Challenge exchange next month at the Christmas party. If you picked up a bag and might need more of the fiber, let me know and I can bring more to the November meeting.

◆ Melanie Smith, Vice President



From Your President

Presidential Ramblings~

The effort to find the best solution for housing the guild library resulted in the discovery of not only a home for our books and equipment, but a new location for our monthly meetings. The library is a valuable asset for our members and being able to have access to the books and equipment each month at the meeting is important.

It will take some time before we have the library moved and hold a meeting there. November 7th, the meeting will be at Jo-Ann Fabric, December 3rd we will have our Christmas pot luck at Penny's, and then January 2nd we will meet at the First Congregational United Church of Christ - 2201 Woodlawn Boise (near State St & 23rd).

Remember my post in the last newsletter? "Genuine" was the first word that popped into my head to be represented by the "G". Here are a few more that come to mind: Gratifying ~ Generous ~ Growth ~ Gracious

❖ Vila Cox, President

Spinning Workshop Go Wild with Silk

The Guild will be hosting a 2-day spinning class at the end of February taught by Lynn Ruggles. The topic is Wild Silk. Class description and signup sheet coming in the December newsletter. Registration is due by February 6, 2016.

❖ Melanie Smith, Vice President



Next Spring's Tea Party

Plans are now under way for our spring tea Party with Bigelow teas. At the party we will have a fun challenge contest to see what we can create from the yarn that has been given to us by Bigelow tea. At the October guild business meeting the categories for our mini challenge will be announced so that we have plenty of time to make something(s) for the tea party.

❖ Melanie Smith, Vice President

Membership

We are off to an exciting start for the Handweaver's Guild Year. Already we have had interesting meetings, an informative workshop, an event for the public to learn more about us, and info about much more to come. Be sure and send in your dues if you have not already done so, and don't miss any of the Guild's fun and inspiring fiber events. If you have not yet joined the Guild, come as a guest to any of our meetings and see for yourself what you can learn and how we can help you to enjoy working with various handicrafts.

See you there!

❖ Irene Chandler, Membership Officer

UFO Program - Un-Finished Object

Time to think about those UFO's, sometimes known as "Ultra Frustrating Objects," because otherwise we would have finished them, right? Actually there are many reasons for not finishing a project. Probably the most common is lack of time. Or it may be that other projects are more fun. Or something else has caught our interest. Let us help you get that UFO out of your hair! Bring it to a meeting and enlist someone else's help. Or give it away. Select a prize! The basket of prizes is full.

❖ Irene Chandler, UFO Chairman



November Sample

Handspun Yarn Sample by Lynn Ruggles

This is a core spun yarn. The core yarn is a 2-ply uninteresting handspun yarn. The fiber wrapped

around it is from a dyed roving. The 2-ply core yarn was attached to the bobbin leader, then as the wheel was treadled, the roving was held at a

90-degree angle to the core yarn. The fiber was caught by the yarn and lightly wrapped around it. The final yarn is not plied.

❖ Lynn Ruggles, Vice President



Sample Exchange Box

Members may pull samples from the Sample Exchange Box at each regular guild meeting. And remember to check your name off the list in each file folder. If you would like to participate or have questions, contact the Sample Chairperson. Also, remember, there are samples from last year that are available to anyone toward the back of the box.

Equipment Update

Our own Anne Oglevie donated a Patrick Green picker for us to have in our equipment selection and another drum carder. I just wanted everyone to know these items are available for rent, as are quite a few other things in our equipment stash. If you're interested in renting something email Mitzi : warpedweaver@hotmail.com to arrange for pickup.

Happy weaving!!

•♦ Mitzi Meyers, Equipment Chair & Co-Librarian

Eco-Color Dyeing

Ming Studios in downtown Boise hosted two women, Kathryn and Kristin, from Berlin for a 2-month visit. One is a dyer, the other a designer. Together they run



Driftwood, a shop specializing in naturally dyed garments. While in Boise, they gave 2 workshops using natural dyes, and hosted 2 open studios on



First Thursdays. For the second one, they set up an indigo dyepot, and invited visitors to try shibori resist dyeing in the indigo pot. Several guild members participated in the workshop and the indigo dyeing and came away with some fun results. Photos show some of their garments, some natural dyes steeping in water, and a dye project in process.

•♦ Lynn Ruggles, Vice President

Shadow Weave Workshop

Thank you so much, Rebecca, for bringing us another wonderful and inspiring workshop. I know those who were able to attend enjoyed learning more about the Shadow Weave Enigma. Sadly, I wasn't able to attend most of the workshop, because of other events going on that weekend. I did enjoy the parts I was able to attend, and I am inspired to weave more. Thanks to all the participants who were so willing to be flexible in both venue and date changes at the last minute.

•♦ Melanie Smith, Vice President

Days For Girls

At the last guild meeting I was working on some cloth bags for the Days For Girls organization. I was asked about it, and wanted to share this information.

Days for Girls is an international organization that is working towards distributing reusable feminine hygiene products to girls and women throughout the third world. Apparently girls in a lot of areas miss up to 2 months a year of school, because they have no way of dealing with their menstrual cycles besides staying home.

The web site is www.daysforgirls.org and it explains the project and also how to get involved. You might wish to sew, donate fabric, donate other labor, or money towards the kits. There is a local Days for Girls organization in Nampa, and my quilt group has been working with them to make bags, shields, liners, etc., for the kits.

The website has detailed descriptions and patterns. If you'd like to donate fabric or have your finished products distributed, you can either contact me, or the local Days for Girls chapter.

•♦ Kathy McGowan



October Program Thank You

Anne Oglevie presented the October Program on Huck Lace. Thank you, Anne, for a great program.


Study Group News

♥ Wednesday Knit and Crochet Group

First and third Wednesdays at the Aero Cafe, 1 to 3 pm.

♥ Spinning Study Group

Now that fall has finally arrived it's time to get started on those Winter projects, or maybe even start on your mystery bag project for the Christmas party next month. So why not join us on **November 12th** for the spinning study group? We will be meeting at the same place and same time, which is Maralyn's club house in Meridian, from 6:30 to 8:30 p.m. Bring your wheel, spindle, or any other project you might want to work on, or even just come to chat. If you have any questions let me know. Melanie Smith at yarnsnthreads@aol.com, 608-0101.



♥ Day Weaving Study Group

The November Day Weavers Study Group will meet at the home of Julie Gerrard on Tuesday **November 17th** at 1:30 p.m. All are welcome. If you have any questions please call Anne Oglevie.

♥ Rug Punch Study Group

Hello fellow punchers. We are looking forward to getting this group going. Here's the plan:

Our next meeting will be on Sunday, **November 15**, 2:00 p.m. at Pat Day Hartwell's house, 20021 Hoskins Rd., Caldwell, Id. Sunday afternoon is the best time for most folks. We will discuss which week we will meet on the 15th. We plan to meet Pat's place, because she has supplies in her store and plenty of space. Phyllis has offered to host sometime - so we could go on a field trip to Donnelly - in the spring maybe. Thanks, Jinks Hunter

♥ Certificate of Excellence (COE) Study Group

COE study group will meet **December 5**, before the regular meeting. If you have ever thought of earning your Certificate of Excellence this group can offer support and encouragement. All are welcome; for more information call Mary, 939-8906.

Meeting Minutes

Regular Meeting - 10/3/2015 - JoAnne's Fabric

Present: Janet Stanger, Lily Lee, Marita Turner, Esther Kleinkauf, Katzy Luhning, Irene Chandler, Greta Ankeny, Joan Sheehan, Julie Gerrard, Nancy Swenson, Rebecca Winter, Mitzi Meyers, Penny Schraufnagel, Vila Cox, Kathy McGowen, Melanie Smith, Mary Berent, Cynthia Newman, Lynn Ruggles, Anne Oglevie

Meeting was called to Order by President Vila Cox. After Introductions VP Melanie Smith- Passed out flyers on the upcoming 2016 Weaving Intensive. Location for the Shadow Weave Workshop has been changed as Jo-Ann's Fabric management will not let us leave the looms over night. New location is to be announced. She passed out the bags of materials for the Christmas Mystery Exchange and explained how the exchange worked. It was also announced that the Grant from ANWG had been submitted, also announced that the June meeting has been moved to the second Saturday and the Tea will be held at Pat Day Hartwell's.

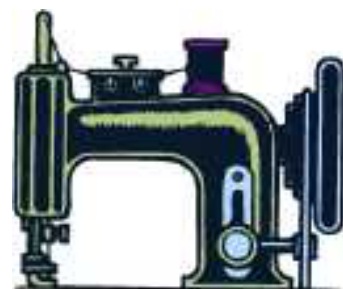
Show and Tell-Vila Cox showed the Bobbin lace scarf that she had entered in the Challenge. Kathy McGowen showed a hand woven bag and table runner from Lithuania and a table runner from Latvia. Lynn Ruggles showed a Baable Hat and dye sample she made at the Natural Dye workshop. She shared a book on Dyeing called Eco Colors. Esther Kleinkauf showed a Kumihimo braided necklace. Marita Turner showed a knitted Cowl. Lilly Lee showed a nylon scarf. Janet Stanger showed some sheep stitch markers she had made for everyone that entered the Challenge and everyone that helped with the Challenge. Katzy Luhning showed towel samples that she had woven on a rigid heddle loom and Hemp samples she had woven on an AVL. Julie Gerrard shared her Challenge Items. She showed a towel, dish towel, and hand spun yarn. Nancy Swenson shared two books on dying. "Natural Dyes from Northwest Plants". Also, "Natural Dyes and home Dying." Rebecca Winter showed her Challenge Items. A scarf, shawl, placemats, paper, Kumihimo braid. She also shared her woven artist trading cards. Mitzi Meyers showed a woven towel, shawl, jacket, and door stop. Penny Schraufnagel showed scarves and mittens that she had knitted from hand spun.

Treasurer- Kathy McGowen reports that we have \$3,840.00 in checking.

Membership - Irene Chandler reports that we now have 61 members.

Sample Chairman reports that today's sample was provided by Janet Stanger. It was a crochet sample made from tea string.

Vila Cox passed out ballots to vote on our Library storage. After some discussion the votes

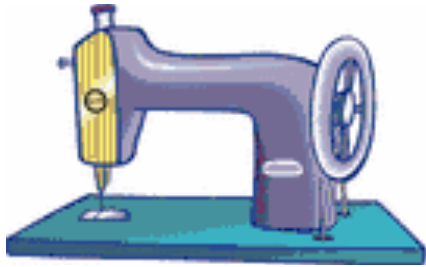


were gathered and tallied. The results are to store our Library and meet at the First Congregational Church in Boise.

News Letter- Rebecca Winter is asking that people write information articles and book reports for the News Letter.

Web Master Vila Cox is continuing to make updates.

Facebook Page- Melanie Smith reminded everyone that when you post something on the Face book page, not everyone in the Guild will see it. Only a few of our members belong to Facebook and are connected to that page.



Challenge review- Janet Stanger reported that there were 39 entries. There were 265 votes to determine who won their categories. There were 4 Categories. First Category was Handwoven Flat. There were 15 entries. 1st went to Vila Cox for her Overshot Throw, 2nd went to Rebecca Winter for her shawl - a supplementary warp. 3rd went to Anne Oglevie for her red scarf.

Hand Spun had 10 entries- 1st was Pat Day Harwell for Mohair/Silk yarn, 2nd was Melanie Smith for wool and nylon yarn, and 3rd was Julie Gerrard for her merino silk yarn.

Made from hand spun had 8 entries. 1st was Melanie Smiths Teddy Bear. 2nd was also Melanie Smith for her knitted socks. 3rd was Mitzi Meyers for her Bunny door stop.

Last was Fiber Arts which had 6 entries. 1st was Melanie Smith for her felted hat. 2nd was Vila Cox for her Bobbin Lace Scarf, and 3rd was Mitzi Meyers Jacket.

Jinks Hunter will be Challenge Chairman next year. Vila Cox, Janet Stanger, Julie Gerrard and Melanie Smith volunteered to be on her committee,

Study groups reported when and where they would next meet. Please refer to the Web site and news letter for that information.

Rainbow bag was won by Cynthia Newman. She won some yarn.

UFO- Lynn Ruggles entered a brown sweater and Irene Chandler a quilt.

Rebecca Winter announced that ANWG COE for dyeing will be hosted by the Guild this coming spring.

Mitzi Meyers announced that Anne Oglevie has donated a drum carder and a picker to the Guild and that equipment is now available for rent.

Meeting adjourned for program on Huck Lace.

◆ Respectfully submitted, Janet Stanger, Secretary

Officers and Chairs

President: Vila Cox 323-7736

Vice-presidents: Lynn Ruggles 375-9172
& Melanie Smith 385-0085 or cell 608-0101

Secretary: Janet Stanger 377-0746

Treasurer: Kathy McGowan 939-7215

Membership Officer: Irene Chandler 318-8182

Librarians: Cindy Schafer 375-6736

& Mitzi Meyers 208-584-3116

Web Master: Vila Cox 323-7736

Newsletter Editor: Rebecca Winter 859-2822

Sample Exchange: Greta Ankeny 318-6028

Spinning Study Group: Melanie Smith 385-0085

Weaving Intensive: Anne Oglevie 208-994-2725

COE Study Group: Mary Berent 939-8906

Day Weaving Study Group: Anne Oglevie 208-994-2725

Bobbin Lace Study Group: Vila Cox 323-7736

UFO Challenge: Irene Chandler 318-8182

Website

<http://www.handweavers-guild-boise.org>

Chocolate Mousse Bars

(no dairy, no gluten, no eggs, no white sugar)

Bars

Add the following to a large bowl. Place half of the mixture in a food processor; mix together until it turns to a paste. This takes about 2 minutes. Spoon out into an 11x7 or 8" glass pan. Repeat with the second half of the mixture. Pat down all of the mixture evenly in pan.

2 cups pecans

1 lb. pitted dates

1/4 tsp. sea or pink salt

1/2 tsp. orange zest

2 tsp. pure vanilla

1 avocado pitted and peeled

3/4 cup cocoa powder

Mousse

Puree the following in a food processor; then spread over bars. Cover and refrigerate immediately. Cut into small squares and serve cold.

3 avocados pitted and peeled

1/8 tsp sea or pink salt

1/2 cup cocoa powder

3/4 cup organic agave nectar



Editorial Note: As I was researching my chosen theme of sewing machines online, there were a number of spinning wheel pictures included in the search topic. I always find it interesting what people call our tools. Cheers, Rebecca

Weaving Intensive 2016

Huck Lace

Handweavers Guild of Boise Valley

January 16, 17, & 18 2016

9am to 4pm

Location - TBA

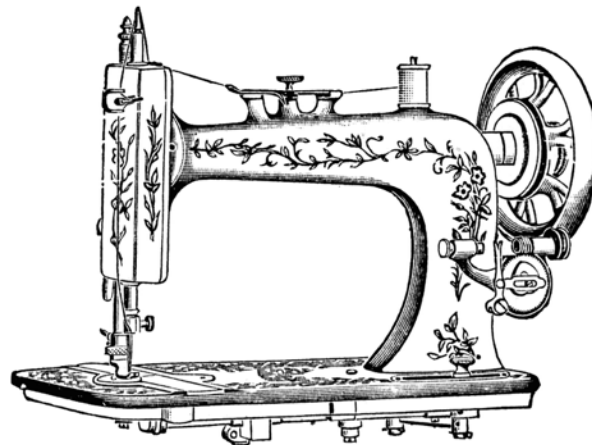



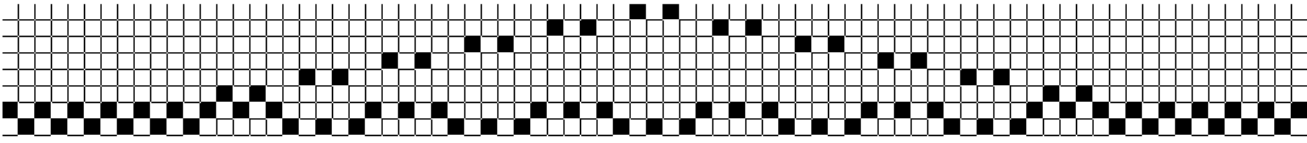
Fee: \$30.00

Come and join the fun

Some necessary “Intensive” information:

- For the Intensive, each participant will select a huck lace design of their choice. Previous to the intensive you will warp your loom using the chosen shaft and fiber appropriate to the weave structure. Please weave the first sample for the Guild Notebook before coming to the intensive.
- This will be a round robin format in which each person may move from loom to loom weaving samples as they wish, offering the opportunity to weave some of those huck drafts you have been wanting and wishing to try.
- A finished sample of 6-8” square is recommended
- During the Intensive, there will be opportunities to discuss the topic and share information, special hints and helps, additional information about the weave structure chosen and other valuable insights as appropriate.
- The Intensive is open to members of the guild. If a nonmember wishes to be included, we ask that they join the guild.
- **By December 5th, 2015** provide a draft and other notes on your chosen sample to the Intensive Coordinator Anne Oglevie by email preferably. A notebook containing all draft will be prepared for each person so that everyone has this available during the workshop.

Huck Lace - Inspiration for the Weaving Intensive



Connecting Threads
PO Box 6258
Boise ID 83707

The monthly newsletter from the



handweavers guild of boise valley, inc.

