

Connecting Threads

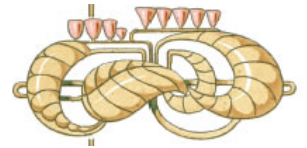
Handweavers Guild of Boise Valley
November, 2020

Zoom Meeting for November 7, 2020

There will be a Zoom meeting on November 7 at 10:30 a.m. for the Guild's Regular & Board Meeting. There will be some Business, some Show and Tell, and most importantly an Opportunity to Gather. Look for the link in a [groups.io](#) email.

There will also be a Program: Bookmaking by Rebecca Winter

Join us for a program about Bookmaking. Rebecca will share some of her passion for this inspiring craft of using handwoven cloth for the covers. Look for the handout which will be sent to you ahead of the meeting via email through [groups.io](#). You can follow along electronically or print a hard copy as you wish. Rebecca will also plan to share-screen for a short slide show of photos of handmade books.



Weaving Intensive - Cancelled

It has been decided the Weaving Intensive scheduled for January, 2021, is cancelled. The venue at St.Lukes in Nampa will remain closed until at least the middle of December, and most likely continuing after that time. Plus, there is no viable alternative for accomplishing the goals of weaving on one another's looms and sharing weaving content one-on-one in an electronic format. It is with sadness we have made this decision. May we all work to allay fears and create a world in which we are able to continue to create community.

◆ Rebecca Winter, Study Group Chair

From Your President

Please, if you haven't paid your dues to the Guild (HGBV) by now, you need to so your name and info is in the new directory and you will continue to receive all of the great benefits of being a Guild member.

If you plan to advertise in the **Directory**, do it ASAP so Rebecca can get it out. Send your information to Rebecca Winter directly.

We will have a Board meeting, Guild meeting, Show and Tell and a Program on November 7th at 10:30 AM. This meeting will be a Zoom meeting, so make sure you are familiar with the program and want to do this. There is also an option to call in on the phone, just follow the directions.

Speaking of Zoom, the Guild purchased a license to use, so we can use it for any of the study groups. Contact Dyan Lay with the date, time and length of the meeting and she will set it up for you.

Fall is in the air, frost is on the ground and the trees and bushes are in their full fall colors. In the changing of the seasons and changing of our times, we can reflect on what made us happy. Online spinning and weaving workshops are becoming more frequent and a common part of our days activities. Mix it up with color, mix it up with fibre, mix it up with what makes you happy. Happy days are here again and soon you too can hug someone. As it gets cooler out, inside activities are what makes me happy.

I have finished fixing up the Guild's J-Made table/floor loom. It is a 4 shaft 6 treadle loom with an 8, 12, 15 dent reed set, 75 plus heddles per shaft. Raddle, shuttle, threading hook etc. This loom is made of cherry wood and it has a beautiful look. If you need to borrow this loom for your projects, contact Vila Cox, our Equipment Chair. It is part of the equipment rental program.

◆ Fibre on everyone. Doug Ranck, President



Membership Renewal

Just over half of last year's members have paid their dues for this year. If you haven't renewed yet I kindly ask that you to consider doing so. Even during this time when we are not able to meet or hold events there are ongoing Guild expenses that still need to be covered. Thanks.

❖ Dagmar Rapp, Membership Officer



Twill Immersion – a three day workshop by Mary Berent

Twill is usually the very first threading on the very first project new weavers learn. Some mistakenly think that it's something to move away from as they know more. There is SO much to learn about twill. We will be looking at network twill, advancing or skip twill, M&W twill, undulating twill, plaited twill, twill blocks, manifold or corkscrew twill and of course, straight, point and broken twills!

Two days will be a round robin workshop so you will get a chance to weave on various twill threadings, and you will spend one day on your own loom trying different treadlings and perhaps tie-ups.

Lectures will start at the beginning of what makes a twill a twill, and continue through really learning how to construct your own twills, invent or modify tie-ups, add attractive borders to your patterns and how to combine different twills for your own unique designs. We will talk about reducing and increasing the number of shafts/harnesses needed for patterns and the huge diversity of what you can do with the shafts/harnesses you have.

Join us for a very full three days of twill fun.

March 19, 20 and 21, 2021



Day Weaving Study Group

The Day Weaving Study group has been meeting outside for the last few months. Now that the weather is going to make that a "wee bit" uncomfortable, we will be changing over to Zoom meetings. I know this isn't the easiest way to see what others are working on and helping with projects, it will be the safest. This was a hard decision for me to make since some people don't do Zoom meetings and other won't gather in person inside. Safety had to win out. So please give Zoom a try and hope that the situation changes soon.

Our next study group meeting is November, 17th - 10:30am via Zoom. I'll send out the link to the meeting closer to our meeting time.

❖ Vila Cox, Study Group Chair

Garment Study Group

The Garment Study Group will be meeting next on December 29, 10:30 am.

❖ Greta Ankeny, Study Group Chair

Sample Exchange

Third time's a charm: the sample for November was handspun by Peggy Jones originally for the June newsletter. Due to COVID19 we are repeating the samples from the end of last year. Peggy spun the Alpaca Cormo top was spun with a Z twist and plied with an S twist on her Lendrum spinning wheel at a 10:1 ratio. She space dyed the yarn and together with two mohair yarns and a bamboo/wool she knitted a scarf.

❖ Julie Gerrard, Sample Chair



Looms For Sale

Nilus Leclerc Artisat folding floor loom, 36" weaving width, 800 plus heddles, 8, 12, 15 dent reeds, 1 half yard warping board plus 2 shuttles and bobbins and a Learning to Weave by Debra Chandler.

Harrisville folding floor loom, 36" weaving width, 400 plus heddles, 8,10,12 dent reeds plus 2 shuttles and bobbins and a Learning to Weave by Debra Chandler.

Both in really good condition. Cleaned up, tuned up, and new parts where needed. Asking \$500.00 each, firm price. Talk to Doug Ranck, info in the directory.

Weaver's Sale

Hello Weavers and Spinners and Knitters of HGBV.

My dear companions, I am moving to Colorado in the very near future.

This means serious downsizing for the move.

I will be having a sale soon. Please stay tuned on groups.io.

I will announce what, where, and how to safely view and buy from my weaving/spinning/knitting studio.

♦ All the best always, Joan Sheehan



Officers and Chairs



- President - Doug Ranck
- Vice President - Anne Oglevie
- Vice President - Mary Chown
- Secretary - Sally Johnston
- Treasurer - Mitzi Meyers
- Membership Officer - Dagmar Rapp
- Librarian: Melanie Smith
- Web Master: Vila Cox
- Newsletter Editor: Rebecca Winter
- Sample Exchange: Julie Gerrard
- Outreach Committee: Janet Stanger & Dyan Lay
- Spinning Study Group: Melanie Smith
- Weaving Intensive: Connie Griffin, Rebecca Winter & Joan Sheehan
- Spinning Intensive: Dagmar Rapp & Joan Ranck
- Day Weaving Study Group: Vila Cox
- Garment Study Group: Greta Ankeny
- COE Study Group: Mary Berent
- Bobbin Lace Study Group: Vila Cox
- Rug Punch & All Meeting: Jinks Hunter

~~~~~

## Website

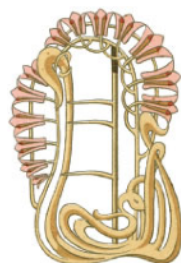
<http://www.handweavers-guild-boise.org>

<https://boiseguild.groups.io/g/main> - Sign into your personal [groups.io](https://groups.io) account.

~~~~~

Possible Special Events:

- March 19, 20, & 21, 2021 - Twill Immersion, by Mary Berent
 - October 18, 19 & 20, 2021 - Double Rainbow Workshop, by Jennifer Moore
- ~~~~~



Meeting Minutes

Minutes for Guild Meeting October 3, 2020

Members present included: Doug Ranck president, Anne Oglevie and Mary Chown co-vice presidents, Mitzi Meyers treasurer, Sally Johnston secretary, Dyan Lay, Rebecca Winter, Barb Redmond, Connie Griffin, Irene Chandler, Katzy Luhring, Michele Belson, Raelene Viste.

Doug Ranck called the meeting to order at 11:25 am.

The first item of discussion involved the use of zoom for meetings and possibly more.

Dyan informed us that \$100.00 would cover the cost of zoom for one year. All present agreed the cost was worth the benefits so, Dyan will obtain a license for the guild.

Treasurer's Report:

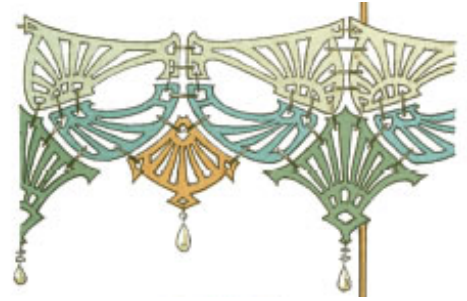
Handweavers Guild of Boise Valley 2020/21 Budget

Income

Newsletter Fee \$40.00
Advertising \$60.00
Equipment Rental \$50.00
Guild Sale \$ 100.00
Interest \$1.00
Membership Dues \$ 2100.00
Total Income \$2,351.00
Gross Profit \$2,351.00

Expense

Equipment Purchases \$200.00
Library Books \$200.00
Directory Expense \$100.00
Library expenses \$100.00
Meeting & Library Room Rental \$440.00
Membership ANWG/HGA \$135.00
Hospitality \$75.00
Misc./Memorials \$75.00
Outreach/Promotion Materials \$150.00
Newsletter Expenses \$40.00
Postage, Mailing Service \$25.00
Program expenses \$50.00
Liability Insurance \$275.00
Study Group Expenses \$50.00
Subscriptions \$200.00
Total Expenses \$2,260.00
Net Income \$91.00



When it came to a vote to approve budget, Anne asked if we needed a quorum. In terms of board members we did have a quorum but, in terms of all members of the guild it was uncertain. The budget was approved and Doug said he would tell all members to be sure to pay their annual dues prior to Christmas to insure accurate count. (Editor's Note: The Bylaws state, "A quorum of members, for the transaction of business in a meeting of the guild, shall consist of a simple majority of the members present.")

Vice-President's Report:

Mary had no news to report. Anne inquired about the possibility of having workshops on zoom so more members could participate. There were concerns expressed about remuneration of presenters. Therefore, the topic was tabled until someone could talk to the presenters.

Doug said he may have a place of for the workshop in March. He asked if he should pursue this lead as Covid-19 would determine the format. All present agreed he should pursue it in case Covid-19 precautions are lifted.



Doug informed us that some study groups have started up and asked if other groups were ready to start up. The weavers, garment and bobbin lace (at Vila's home) have started and Mitzi said she would like to start up the spinning group via zoom.

The meeting ended at 11:43 am.

◆ Respectively submitted by Sally Johnston, Secretary.

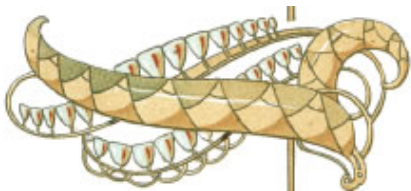
Members' Work

Joan Ranck

My submission is from my participation in the Spin Together that took place Oct 3-10 on Facebook and Ravelry. I joined a team out of Colorado called Knot Just Yarn. It was a lot of fun! My Team and the group as a whole was very supportive and positive. I learned some great ideas for spinning faster and more consistently and saw some beautiful fiber. They haven't announced the winners yet, but one lady spun over 20,000 yards on a modified Great Wheel and another did 2,300 yards on a spindle. Total yardages ran the spectrum from 200 yards and up on all kinds of wheels and spindles. I was thrilled with my 3,400 yards on my Matchless that became over half a mile of 2-ply yarn from Gotland fiber from my sheep Ben. Spin Together just announced that this year's top producer will win a Schacht Flatiron Spinning Wheel!



My other submission is a picture of the shawl that I knit using the lace weight yarn that I spun for TDF. It became the first project in a 3 project Lace Knitting KAL with the *I Thought I Knew How* Podcast with Anne Frost. The fiber for the shawl was llama.



Dagmar Rapp

This summer I joined the MotherBear KAL (knitalong) hosted by the 2knitlitchicks podcast. The MotherBear project (<http://motherbearproject.org>) is a wonderful charity and I try to knit for them every year during the KAL. It's always a fun time to see everyone's bears and a great chance to use up leftover yarn but the best part is seeing a child in Africa holding a bear you've knit.

