

Connecting Threads

Handweavers Guild of Boise Valley
October, 2017

October Program: Finishing For the "Ta-Da" Moment

This month please make a point to attend our guild meeting and stay for the program. Vila Cox will be presenting a very informative program on finishing. After we put in all the work to make our items, it would be great to have some choices of the best way to finish them so they look and feel their best. Spinners, knitters, and weavers will leave with some great tips.

◆ Melanie Smith, Vice-President



Calendar of Events

October 7, 2017 - Regular Guild Meeting

11:30 a.m. - Business Meeting

12:30 a.m. - Program: **Finishing for the "TaDa" Moment**,
by Vila Cox

At the Church, 2201 Woodlawn, Boise, the Banquet Room
Meeting on the 1st Saturday, except for Holidays

~~~~~

September 28, 2017 - Rug Punch and Needle Punch Meeting

1:00 p.m. to 4:00 p.m.

Pat Day Hartwell's New Home

Meets on the 4th Thursday

◆ Next Meeting is October 26 - location TBA

October 4 & 18, 2017 - Knit and Crochet Group

1:00 to 3:00 p.m.

Aero Cafe

Meets on the 1st and 3rd Wednesdays

October 7, 2017 - COE Study Group

10:00 a.m. - Before the Regular Meeting, at the church

Meets every other month, prior to the regular meeting

October 10, 2017 - Bobbin Lace Group

10:00 a.m. - 12:00 noon

Vila Cox's Home

Meets the 2nd Tuesday

October 14, 2017 - Spinning Study Group

10:00 a.m. - 12:00 noon

Penny Schraufnagel's Home

Meets on the 2nd Saturday, starting in October

Upcoming Topic: Fiber Study

October 17, 2017 - Day Weaving Study Group

12:30 p.m.

Greta Ankeny's Home

Meets on the 3rd Tuesday

Topic: Studying the book by Hargrove

~~~~~

Special Events:

October 21, 2017 - Computer Weaving with Fiberworks PCW

January 13-15, 2018 - Weaving Intensive - Circles

Computer Weaving with Fiberworks PCW - A One Day Workshop

We are still taking signups, for the Fiberworks computer weaving one day workshop.

Mary Berent will lead a one day workshop on Fiberworks PCW, and the basics of how to do computer weaving. This one day class will be held at the Boise Public Library, main branch, on October 21, 2017, from 10:30 a.m. until 2:00 p.m. If you do not own Fiberworks software you can download a sample version onto your laptop for free. Please complete this step prior to the workshop.

If you can't make the guild meeting but would like to take this workshop, please email Melanie at yarnsthreads@aol.com for more information.

Membership News

Membership Directories will be available for pick up at the October meeting. And this year there is something a bit different about them. Come to the meeting to find out what that is, and to receive your copy. It is filled with lots of information about membership in the Guild.

As of the time of this writing, we have 49 members. That's a very good start. Let's see if we can increase our numbers this year. We have our new Guild Business Cards available for members to share with people interested in our Guild. They will help connect people with our website.

◆ Rebecca Winter, Membership Officer

~~~~~  
FALL IS HERE

## From Your President

Why did I start weaving?

Having worked in the world of education my entire career, I have used the slogan "be a life-long learner" many times. When I retired I knew I wanted to learn something new, something I had been curious about.

I began to recall the times I had come across weaving looms. I remember being in a family owned woolen mill and seeing their huge rug and blanket looms. As we were being shown around their turn of the 19th century mill, I was fascinated by the looms that made the blankets and rugs. But I did not understand how they worked. How was the pattern made?

Then years later we were delivering a load of sheep into Ohio. One of our buyers had a farm that regularly held public agricultural demonstrations. In their barn was a big old loom with a rug being woven on it as part of a demonstration. Again, how did this thing work? I wish I could go back now and weave on that old loom!

This was the curiosity I decided I wanted to learn about as a "life-long learner."

I took an introductory weaving class at Puffy Mondaes. It was about using a rigid heddle loom. Even this simple loom made me know I wanted to learn more and pursue weaving. After this class I knew I needed help to learn about weaving. I decided to visit a monthly Guild meeting.

With the help I have received from the Day Weaving Study Group, Workshops and the Weaving Intensive, I have learned to enjoy and experiment with my weaving. There is still much for me to learn, but I feel I have progressed well over the past 4 years.

Next month, in my writing, I am going to continue with the many benefits I have received from being part of the Handweavers Guild of Boise Valley.

Your assignment, as the teacher in me, for our next Guild meeting is to think about and be ready to share how you got started with your favorite fiber art. Pick one, your favorite!

◆ Greta Ankeny, President

## August/September Program

I would like to thank everyone who brought samples of what they learned at this past summer's ANWG conference. Also, thank you to the board members who brought goodies for us all to enjoy. It was great fun to visit and learn about what new knowledge everyone gained from the conference.

◆ Melanie Smith, Vice-President



## Spinning Study Group & Tour de Fleece

October is upon us. I don't know about you, but Fall always has me thinking about spinning and making yarn. Please plan to join us for our next study group meeting, on October 14th at Penny's home. The fun starts at 10:00 a.m. until 12-ish. Please plan to bring your wheel or spindle or any project you would like to work on for a fun morning of making stuff. If you have any questions for need directions just let Melanie know. [yarnsnthreads@aol.com](mailto:yarnsnthreads@aol.com)

### **Tour de Fleece**

Thanks once again for all who participated in the First Annual Tour de Fleece. It was great to see some of your finished yarns at the September guild meeting. For those who were not able to attend the meeting, the following are the "winner's." But really, everyone who took a few minutes to spin is a winner in my book! Each won a handmade Batt!

- Along for the Ride - Lynn Ruggles
- Longest project - Vila Cox
- Back in the saddle - Jenni Jimmerson
- Getting it done - JinksHunter
- Most enthusiastic spinner - Anne Oglevie
- For the most exotic location to spin - Jinks Hunter - yea, it was a two-holer'.
- And the grand prize of a processed fleece goes to the spinner who gave her best effort, even if it didn't always go as planned - Cindy! (Cindy, I will have your prize at the next meeting)

Again, thanks so much to all the spinners for letting us enjoy your journey with you on the Yahoo Group and Facebook. And to all the spinners - start planning for next year. I have some great ideas for 2018! ◆ Melanie Smith, Study Group Chair

### **The Needle Punch Group**

The Needle Punch Group, including Russian, Traditional and Mini-Punchers will be meeting at my new home at 6 S Middleton Road, Nampa. My new home phone number is 208-466-1240. Call if you need directions, it isn't hard to find. We meet from 1 to 4 pm. All Russian, traditional and mini-punchers are welcome. Thanks.

◆ Pat Day Hartwell, Study Group Chair



## October Mystery Member

Who Is This Mystery Member?

This month's clues are:

1. Has good skills with a chainsaw.  
(Ed.Note: May we say "mad skills?")
2. First fiber project was cross-stitch in the 1st grade.
3. Flunked springboard diving in college.

The first person to notify the newsletter editor correctly will have bragging rights for the October Mystery Member, whose identity will be published in the next Newsletter.

Last month's Mystery Member was myself, Rebecca Winter. Here are the clues given:

1. This person's first car was a VW Bug.
2. This person never liked piano lessons as a child.
3. This person owns in the neighborhood of 23 looms, if you count all the little looms, such as frame looms.




The person with bragging rights for guessing this Mystery Member is Irene Chandler, although several members were guessing correctly at the same time during the meeting. How **does** one keep track of all these cats for herding? ♦ Rebecca Winter, Newsletter Editor

## October Sample Exchange News

Greta Ankeny has given us yet another Sample for the Exchange. This one is made from TBS and 10/2 cotton. The weave is called Linked Birdseye, and is one we learned about from the Forgotten Weaves Workshop.

♦ Jinks Hunter, Sample Chair



Linked Birdseye, by Greta Ankeny

## Sample Exchange Box

Members may pull samples from the Sample Exchange Box at each regular guild meeting. And remember to check your name off the list in each file folder. If you would like to participate or have questions, contact the Sample Chairperson. Also, remember, there are samples from last year that are available to anyone toward the back of the box.

## Items For Sale

Need space in the studio!

- Beautiful 6' Spriggs Adjustable Triangle Loom
  - If memory serves its oak, with easel/stand
  - \$395 obo.
- 22" Harrisville 4 harness Floor Loom
  - Has tool tray and wheels for moving
  - Sweet for workshops
  - \$395 obo
- Heavy-duty Handmade Warping Board
  - 12 yard
  - \$45
- LeClerc Warping Board
  - pegs come out for flat storage
  - 6 1/2 yard
  - \$45

Call Mitzi or email for more information at 208-340-9775 or [warpedit@earthlink.net](mailto:warpedit@earthlink.net)

## LeClerc Nilart Loom

- 12 Harnesses
- 60-inch weaving width
- Double warp beams
  - One beam is sectional and the other plain
- Rear hinged treadles
- Includes Large Bench with open ends for storage
- Includes 6 reeds
- Includes a Leclerc tension box and one spool rack
- Includes lots of sticks and other small accessories, parts and pieces

Asking \$2500.00.

Call Rebecca at 208-859-2822, or email [becwinter@earthlink.net](mailto:becwinter@earthlink.net)

{Editor's Note: Members may place small ads in the Newsletter for personal yarn or equipment at no charge.}

## August/September Meeting Minutes

Welcome, and reminder that business displays and information about items for sale should be placed on the Bulletin Board on the Free Table.

### **VP Report -Penny Schraufnagel & Melanie Smith**

Today's Program: Samples from workshops at the ANWG Conference

Next month's program: Finishing techniques with an emphasis on which options to select for various projects such as fringes, hems (hand or machine sewn), etc.

There will be two mini workshops this year:

- 1) Saturday, October 21<sup>st</sup> 10AM-2PM at the downtown Boise Public Library - Computer Weaving with Mary Berent. The Fiberworks program will be covered. A demo version of the software can be downloaded for free prior to the workshop. This workshop is free, but make sure to sign up if you plan to attend.
- 2) Bead Weaving with Esther Klienkauf will be in the spring. Bead looms will be needed for that. More details about which types of bead looms would be appropriate will be covered closer to the workshop. In the meantime, don't ditch an old bead loom if you have one!

### **Show & Tell**

16 members had shows and 5 had tells.

Highlights: Carol Freeman taught her 6-year-old granddaughter how to weave in just three days using a refurbished loom that was purchased for \$3.00 at a yard sale.

Vila Cox wove 36 yards of silk at 60 epi!

Irene Chandler finished weaving on a warp from Pat Ann and a quilt using recycled jean pockets.

Mary Chown was awarded a second place ribbon for a quilt that is currently on display at the fair.

Lynn Ruggles was awarded a first place ribbon for a "flirty ruffle shawl" also at the fair.

### **Fiber Arts Trivia -Lily Lee, Secretary**

Introduction to a yearlong activity of fiber arts trivia. Members completed questionnaires that will be tabulated throughout the year for a cumulative score. Winners will be announced at the June Picnic and receive prizes.

### **ANWG -Anne Oglevie**

ANWG made \$100,000 in profits from the conference. It will be distributed to guilds. Small guilds will particularly benefit from this.

### **Treasurer -Vila Cox**

We are on budget.

### **Membership -Rebecca Winter**

Reminder- membership dues are due.

Recently designed and printed Guild Business cards are available for members to pickup about 4 of to share to promote the guild among interested community members.

### **Mystery Member -Rebecca Winter**

Each month 3 facts will be revealed about a mystery guild member in the Newsletter. Email Rebecca your guess about who this member could be before the meeting. Julie Gerrard is the only one who followed the directions this time! Forms were distributed to present members to fill out for future Mystery Members.

This month's fun facts:

- 1)My first car was a VW Bug
- 2)I own roughly 23 looms
- 3)I never liked piano lessons as a kid

The Mystery Member is Rebecca Winter! Irene Chandler (plus several others) guessed correctly at the meeting.

### **Historian -Rebecca Winter**

Currently collecting and going through old meeting minutes, books, and other guild archives.

### **Librarian -Joan Sheehan (and Cindy who is out of town working on a fire)**

It's open!

### **Equipment -Lynn Ruggles**

The broken Ashford Spinning Wheel has been sold. Reminder -when checking out equipment from the library pay for one month's rental before taking it home.

Vila will be putting in shelves to organize and store equipment.

A committee of volunteers is needed to help make decisions about equipment acquisitions. Volunteers: Jinks Hunter, Julie Gerrard and Melanie Smith

### **Event Coordinator -Janet Stanger (not present)**

Sharing about events via email

### **Sample Box Exchange -Jinks Hunter**

### **Webmaster -Vila Cox**

Updates have been made. Please let Vila know about changes to Study Group meeting times and locations to update on the website.

### **Study Groups**

Day Weaving Study Group, Chair -Anne Oglevie -Now meeting at 12:30PM

COE Study Group, Chair -Mary Berent -Meets before the regular meeting every other month.

Spinning Study Group, Chair -Melanie Smith -No longer hosted by Maralyn Larson. The spinners were surveyed and the Study Group will now meet at Penny Schraufnagel's house on the second Saturday of the month, except next month it will



be the third Saturday to not conflict with Art in the Park. Tour de Fleece -Winners announced.

Bobbin Lace Study Group, Chair -Vila Cox, Study Group Chair -Will meet September 5th instead of September 12th.

Rug Punch Study Group, Chair -Pat Day Hartwell - Meets the 4th Thursday of the month.

◆ Respectfully submitted, Lily Lee, Secretary

## For the Weaving Intensive

Editor's Note: I thought I would include this conversation from the Yahoo Group here in the Newsletter, to document it for posterity, whoever that is!! It is occurring as we speak here, as follows:

Hi, Everyone, We are having the Weaving Intensive in January, and the topic is circles. I ran across this Pinterest Board devoted to Circle Weaving Drafts. I hope you can see it at this link:

<https://www.pinterest.com/pegalex2/circles-weaving-draft/>

If you haven't tried Pinterest, it is a fun thing to play with. It's not like Facebook, and all that drama.

Its just a listing of cool topics of all kinds in the form of pictures. Check out my boards here: <https://www.pinterest.com/becwinter0470/>

For the collector of cool things internet, it's great. I use it to get ideas for the trading cards I make. It's a little like google images, in that sense. Then you can follow the link attached to the pictures to blogs of interest, to learn new techniques. I also have a place to collect recipes seen on the internet.

The person with the Circles Board has a whole bunch of other weaving topic boards.

Not sure if you have to sign up to see these things. Mine is just always "on." Probably because I've signed in previously. Anyway, it's another fun way to learn new things.

Cheers, Rebecca

Rebecca and All,

These images are great inspiration for the Intensive!!! I love that the Pinterest page has lots of the drafts I have piling up in folders somewhere on my computer. I know I have the exact draft for the turned taquete and like Iowaweaver, I spent a lot of time trying to get rid of the overlap of the circles and have concluded that it takes more shafts. The draft is very cool as is on 8 shafts, 7 treadles, one shuttle. I don't remember where the draft came from and I didn't see that she had it in her blog either.

Great inspiration! Thanks, Mary Berent

Editor Note Again : Here is the link to the Iowaweaver blog about Circles - <https://iowaweaver.blog/2017/01/26/circles-3-0-color-and-stripes/>

Find this draft and a couple others for Circles on page 6.

◆ Rebecca Winter, Newsletter Editor

## Officers and Chairs


- President: Greta Ankeny 208-318-6028
- Vice-presidents: Melanie Smith 208-385-0085 & Penny Schraufnagel 208-208-342-1288
- Secretary: Lily Martina Lee 208-922-8612
- Treasurer: Vila Cox 208-323-7736
- Membership Officer: Rebecca Winter 208-859-2822
- Librarians: Cindy Schafer 208-375-6736 & Joan Sheehan 208-794-6049
- Web Master: Vila Cox 208-323-7736
- Newsletter Editor: Rebecca Winter 208-859-2822
- Sample Exchange: Jinks Hunter 208-867-2953
- Equipment: Vila Cox 208-323-7736
- Events Coordinator: Janet Stanger 208-377-0746
- Spinning Study Group: Melanie Smith 208-385-0085
- Weaving Intensive: Melanie Smith 208-385-0085
- Day Weaving Study Group: Anne Oglevie 208-994-2725
- COE Study Group: Mary Berent 208-939-8906
- Bobbin Lace Study Group: Vila Cox 208-323-7736
- Rug & Needle Punch Meeting: Pat Day Hartwell 208-459-4324

## Website



<http://www.handweavers-guild-boise.org>



Turned Taquete, from Mary Berent



Figurierte Muster Pl. XL Nr. 1, *Die farbige Gewebemusterung*, Franz Donat, Germany, 1907.



Page 216, Figure 21, Franz Donat, *Large Book of Textile Patterns*, Germany, 1895.

