

Connecting Threads

Handweavers Guild of Boise Valley

September, 2009

Calendar of Events:

August 29, 2009 - COE Study Group

Moxie Java, 1122 S Vista, Boise

9:30 to 11:00 am

All are welcome!

August 29, 2009 - Guild Meeting -

Boise Historical Museum at the
Adelmann House

11:30 am - Business Meeting

12 noon - Social time

1:00 p.m. Program - Non-Flat

Weaving, by Vila Cox

September 26, 2008 -

Museum Comes to Life and

Challenge Show - Adelmann House

Entry Deadline - September 12

Turn in items by - September 19

October 3, 2009 - Guild Meeting -

Boise Historical Museum

Adelmann House

11:30 am - Business Meeting

12 noon - Social time

1:00 p.m. Program - The History

of Color, by Mary Berent

September Program-- Non-Flat Weaving

The Sept program will be given by Vila Cox. We will be exploring deflected, collapse, bumpy and pleated woven fabric and the techniques for weaving them. Basically "all the ways NOT to weave a flat fabric" as stated by Vila. This should be a wonderful program, graciously presented by one of our best weavers!


Membership Dues

Just a reminder to all members that dues are due for the 2009-2010 year. If you would like to renew your membership, please send \$25 to:

Penny Schraufnagel, Membership Officer
2688 S Goshen Way, Boise, ID 83709

My thanks to the 22 members who have already paid their dues for next year. This makes it much easier to have the directory ready in a timely manner. Remember if you have any changes to the directory information, please email them to me at p.schraufnagel@att.net

Thanks, Penny



Challenge 2009

What Can You Do With Monochromatic?

Julie Gerrard, Chair

Not much time left to finish your entries for the 2009 Challenge, What Can You Do with Monochromatic? I hope that all of you have been working on weaving, spinning, and creating some fabulous items for the Challenge which is to select one color on the color wheel going from dark to light or light to dark with at least three changes to the color. The deadline to enter is Saturday, September 12 and finished items should be turned by September 19. The flyer and entry form are included in this newsletter. If you have any questions, please feel free to contact me or any of the Challenge Committee members (Vila Cox, Mitzi Meyers, Penny Schraufnagel, and Rebecca Winter).

Weaving Workshop: There must be 50 Ways to Weave your Color

Come join in the Weaving Workshop
Taught by Ruby Leslie

March 26,27,28th, 2010

“There Must be 50 Ways to Weave your Color” uses readily available, commercially dyed yarns which produce results that often appear hand painted or custom dyed. This workshop combines lecture, discussion, and hands-on weaving in a round-robin format. “50 Ways” is appropriate for weavers from beginners (who can dress a loom and read a draft) to advanced levels, because working with color is primarily a design issue. Weavers spend a lot of time mastering the basics of their craft and their equipment, yet often have little opportunity to immerse themselves in studio arts design coursework or conceptual thinking. This workshop attempts to bridge the gap and give weavers the tools they need to approach designing with confidence while gaining a broader understanding of how to work with color, without having to master the art of color theory.

Mark your calendars.

Sign up sheet will be available next month.



Monthly Sample Exchange

The samples available to members at the August 29th meeting are from the Sample Chairman’s storage file of extra samples. There are several different ones from various sample exchanges. So be the first to look in the box for the best choice. Apologies to those who have been a part of all these former exchanges, for which the samples were made.

Remember to pull your samples from the Sample Exchange Box at each regular Guild meeting. **And** remember to check your name off the list in each file folder.

If you are unable to attend the regular meetings and would like to receive your samples, you may **send SASE** to the sample chair and she will send out your sample each month.

If you would like participate or have questions, contact the Sample Chair, Rebecca Winter.

Guild Meeting Minutes

JUNE 6, 2009

The meeting was called to order by President Al Hayden.

Attendance: Julie Gerrard, Caroline Dade, Kathy McGowan, Irene Chandler, Marlene Bean, Al Hayden, Rebecca Winter, Vila Cox, Mary Berent, Lynn Ruggles, Maralyn Larson, Mary Ireland, Cece Stricklin, Penny Schraufnagel, Pat Ann, Jean Zaske, Mitzi Meyers and Cynthia Newman.

Correspondence: HGA is requesting a donation of \$40 for the Fiber Trust 2009. The money goes toward grants for HGA members. We received a flyer from Midwest Fiber & Folk Fair in Illinois.

Vice Presidents’ report: Cece reported that Vila will be giving the program (in August) for the September meeting on textured fabrics. There are 1-2 program slots open for next year (October and November), please call Cece if you would be willing to teach a program to our guild.

March of 2010 we will be having a workshop with Ruby Leslie. Marlene stated that we have an e-mail confirmation from Ruby Leslie.

Robin Spady is a spring 2011 workshop possibility.

Spinning group: Lynn said that there are 3 spinning days scheduled for this summer. Please RSVP to Lynn or the host if you are planning on attending.

June 20th will be at Lynn Ruggles' house

July 19th will be at Mitzi Meyers' house

August 15 will be at Penny Schraufnagel's house

Weaving group: Rebecca said that the weaving group will be meeting over the summer. Each person will decide on their own personal topic to study. Come to the group to share what you are excited about and what you are learning or come to get motivated. Vila has encouraged the beginners to have a sub-study group. This is a great opportunity to learn from the other weavers in the group. There will be a meeting at Vila's on Tuesday, June 16th.

COE study group: Mary B. said that the group meets every other month before the regular guild meeting. They are considering a meeting in mid-July. Please contact Mary if you would like more information.

Sample exchange: Rebecca reminded everyone to pick up their sample in the box. If you are unable to pick up your sample at a meeting Rebecca said that she can send a sample to you in a SASE.

The Challenge: Julie said that the title of the Challenge this year is "*What can you do with monochromatic*". The challenge show will be the last Saturday in September - the 26th, in conjunction with The Museum Comes to Life. Please sign up to help set up on the 25th or help work during the show on the 26th. Mitzi says that "you must enter to win". A question regarding embellishing with colors that are not part of the monochromatic scheme - the answer came back that the entire piece must be monochromatic including the embellishments. Julie stated that period costumes can be worn if one choses to do so.

Library news: Pat Ann said that she purchased Jason Collingwood's book and will have Jason sign it.

Pat is also planning a work day in the library sometime soon, she will make an announcement on the yahoo group, if anyone would like to help tidy up the library.

Membership: Penny stated that the annual guild dues are due.

Color study: This month Jean presented an opportunity for us to share our "color disasters". Rebecca, Jean and Mitzi passed around fabrics. End on end optical blending proved to be one source of frustration as well as value proportion.

Gold bag: Caroline Dade won the gold bag, she received a handwoven rug made by Penny.

Announcements: Julie has been contacted by Maggie Wright who is looking for volunteers to help with the Living History Day, Saturday, October 10th from 12-4pm. Maggie said that the volunteers will receive a free lunch. Julie will post more information on the yahoo group.

Vila was approached with a custom order opportunity. Dan Ronfeld is looking for someone to weave a 40x60 linen/hemp or blend with herringbone on either end. His e-mail address is mrdanielronfeld@gmail.com (208) 869-8666.

Mary said that the ANWG Conference was a good experience, and it would be great to have more guild participation. Our guild is part of the Association of Northwest Weavers and the Intermountain Conference which is always held in Durango, CO, on odd numbered years. Mitzi said that she took photographs of the booths at the ANWG conference that she will post on the yahoo group.

Convergence 2010 is in Albuquerque, New Mexico, July 18-25th.

September meeting: The September meeting will be held on August 29th (the last Saturday in August), as the first Saturday is Labor Day and the 2nd Saturday is Art in the Park.

Show and tell:

- ★Mary Berent shared an overshot double weave sampler.
- ★Mitzi showed scarves woven on a handpainted silk warp. The rayon weft collapsed.
- ★Al said that he will be getting a new loom in September it is a 24 harness, 72" wide, J-Comp in walnut. He will pick it up in Leavenworth, Washington.
- ★Rebecca showed (2) 8 x 8 star tea towels in color and weave. She used 2 different greens, it was a study in value. She also showed 2 doilies that she found in a box at an auction, she used a #14 crochet hook to repair one. She passed around a sample book that has all of the warps she has woven catalogued; she uses this material as a cross reference and to look up sett information.

Linen tea towel exchange: The linen tea towels were exchanged amongst the participants and a delicious potluck lunch was enjoyed by all. Thank you to Mary Ireland for hosting the meeting and luncheon.

❖ Respectfully submitted, Mary Ireland, Secretary



**A Note from the Membership Officer,
Penny Schraufnagel**

Dear Guild members,
This is a note sent by Shirley Sterling with her recent dues check. It was addressed to us all, so I am sending a copy for the newsletter.

8-16-09

Dear Penny and Guild members,

Enclosed is my membership dues.

I appreciate the Connecting Threads keeping me informed of happenings in the Guild.

I've been sick and it still may be awhile before I'm able to attend meetings.

I had cancer, lost a lot of weight and now I'm quite weak. I believe my main concern now is Crohn's Disease and to eat and get my strength back. I'm also gluten and dairy intolerant.

If Joan is at the meetings please tell her to get ahold of me as I have 3 books she loaned me. I've left a few messages on her phone but not received back from her.

I'd love to go to the Challenge as I really like monochromatic-we'll see.

Thanks, Shirley Sterling.

Guild Officers and Chairs

President: Al Hayden 343-7300
Vice-presidents: Cece Stricklin 387-2641
Kathy McGowan 939-7215
Secretary: Cynthia Newman 541-523-2451
Treasurer: Irene Chandler 467-4997
Membership Officer: Penny Schraufnagel 342-1288
Librarian: Pat Ann 452-3181
Newsletter Editor: Rebecca Winter 895-0975
Weaving Intensive Study Group: Al Hayden
Spinning Study Group: Lynn Ruggles 375-9172
COE Study Group: Mary Berent 939-8906
Day Weaving Study Group: Rebecca Winter
Web Master: Vila Cox 323-7736

Websites

<http://www.handweavers-guild-boise.org>
<http://my.calendars.net/handweavers/>

Study Group News

Certificate of Excellence (COE) Study Group

The COE study group will meet next on Saturday, August 29, 2009. We will meet at the Moxie Java on the corner of Vista and Kootenai in Boise. We will meet from 9:30 am to 11:00 am. All are welcome to participate. Call Mary Berent for more info. at 939-8906.

Spinning Study Group

Join the Spin R Us Group on September 10, at Maralyn's Clubhouse, 6:30-8:30. Anyone is welcome to join us, whether you spin or not!

Questions or need directions? Call Lynn Ruggles, 375-9172.-9172.

Day Weaving Study Group

The Day Weaving Group meets on the third Tuesday at 1 p.m. at the homes of participants.

Each participant chooses what they want to study. The group setting gives us the perfect forum and deadline system to accomplish our personal weaving goals.

If this is something you are interested in as well, come join us.

The next meeting on September 15 will be held at the home of Mary Berent, again. Thank you, Mary, for volunteering again.



Teacher's Corner

Vila shares with us some excerpts from the "Shuttle Craft Bulletin" written by Mary Meigs Atwater, from the November, 1932, issue. Enjoy.

"For lack of space, not much was said in the last Bulletin about rugs -- though small rugs and bath-mats make very attractive and serviceable gifts for Christmas. There is still time, however, to make a great many rugs before Christmas, and here are a few suggestions:

A heavy woolen yarn is the nicest material of which to make small "scatter" rugs for a living room, hearth rugs, or rugs for use in a hall-way. The warp for wool rugs may be ordinary carpet warp, perle cotton or a coarse linen. The latter warps are, of course to be preferred as they make a handsomer and better wearing rug. Cotton chenille is an excellent weft material for bed-room rugs or bath mats. Properly prepared rags make an excellent rug, too. The poorest material to use is cotton ravine. Cotton roving, to be sure, makes a heavy rug that lies well on the floor and is handsome when new, but a few washings usually make a sad difference.


The pattern selected for rug-weaving should, in my opinion, never be a "fussy" pattern -- one in which there is much fine detail. Bold, simple, patterns give the best results. If the over-shot weave is selected, the pattern used should be one in which there are no long skips and no very tiny blocks. The overshot weave is the poorest weave to use for rugs, perhaps, though there are a number of overshot patterns that give satisfactory results. Better weaves for the purpose are the summer and winter" weave and the new "crackle weave." The Egyptian warp-face weave described in the August Bulletin is handsome for small rugs, and the pattern in the same weave given as a saddle-blanket in the last set of "recipes" may also be used."



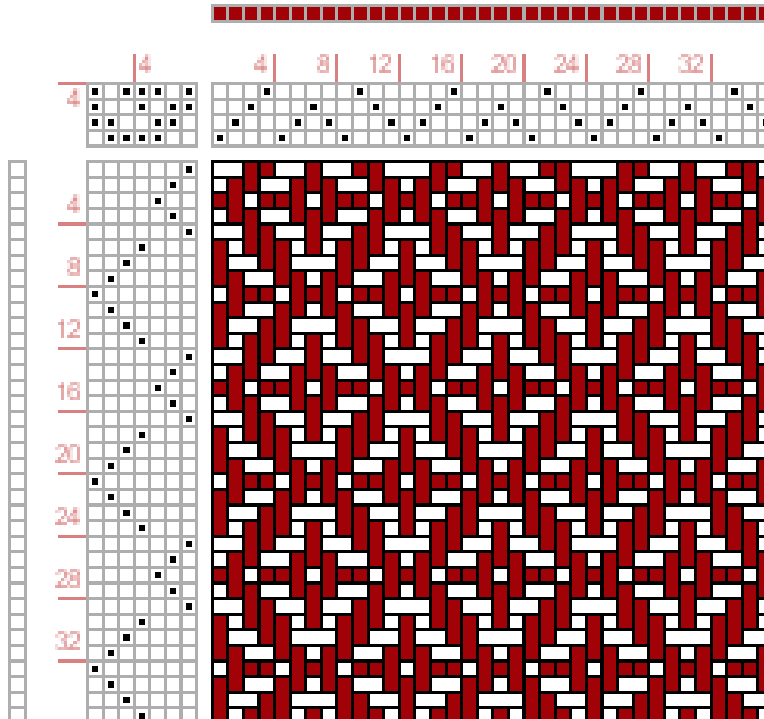
Draft Inspiration - 4 Harnesses Offer Many Possibilities

The following drafts are from <http://www.handweaving.net> You can go there and enter the number to see all the specifics about each draft, as well as download a .wif file.

Draft #44979



Draft #50490



What Can You Do With **MONOCHROMATIC**? CHALLENGE 2009

What is monochromatic?


From Merriam-Webster dictionary -Pronunciation: \ , mā-nə-krō- ' ma-tik\

Function: *adjective*. Etymology: Latin *monochromatos*, from Greek *monochrōmatos*, from *mon-* + *chrōmat-*, *chrōma* color. Date: 1822

1 a: having or consisting of one color or hue **b: MONOCHROME** **22:** consisting of radiation of a single wavelength or of a very small range of wavelengths **3:** of, relating to, or exhibiting [monochromatism](#) **4:** lacking variety, creativity, or excitement : [COLORLESS](#)

Monochromatic color - From Wikipedia, the free encyclopedia

Monochromatic colors are all the colors (tints, tones and shades) of a single hue.



Monochromatic color schemes are derived from a single base hue, and extended using its shades, tones and tints (that is, a hue modified by the addition of black, gray (black + white) and white). As a result, the energy is more subtle and peaceful due to a lack of contrast of hue. Monochromatic color schemes may be considered boring unless there is diversity within the design.

Example of Monochromatic color

The challenge is to select one color on the color wheel and create an exciting woven piece, skein of yarn, or fiber art. Going from dark to light or light to dark, you must have a progression of at least three changes to the color when creating your masterpiece.

This is an excellent opportunity to play with one color and see where it takes you. Weavers, if you are more of a structure person than a color person, it's time to step out of your comfort zone, pick a color, and go for it. Spinners, you could create a luscious variegated yarn that could win you big bucks at Museum Comes to Life. Or, push that envelope even further, and take your flat handwoven item or skein of yarn and turn it into fiber art.

All entries must be entirely your own work since last September.

Registration is due by Saturday September 16th. Finished items should be turned in by September 20th.

There will be 4 categories for prizes:

1. Flat handwoven items – includes yardage and hemmed or fringed pieces (scarves, towel and rugs)
2. Handspun skeins – must include at least 80% handspun yarn.
3. Finished items from handspun
4. Fiber Arts – non-flat handwoven fabrics (including clothing) or 3-dimensional items, such as baskets. Must include 75% handspun or handwoven.

Prizes will be awarded for each category: \$50 First Place - \$35 Second Place - \$15 Third Place
Entry Fees are \$5.00 for the first entry, \$2.00 each for the second and third entry (a maximum of \$9.00). Any additional entries from the same person are free, so please enter as many pieces as you wish.

Entry Form

Name _____ Telephone Number _____

E-Mail Address _____

Address _____

Category	Description of Piece	Fee

Submit form and entries to: Julie Gerrard, 2020 Mortimer Court, Boise, ID 83705 342-8562



Connecting Threads
PO Box 6258
Boise ID 83707

The monthly newsletter from the



handweavers guild of boise valley, inc.

Newsletter Highlights and Please Remembers:

- ✿ **August/September Program: Non-Flat Weaving**
- ✿ **The Museum Comes to Life Challenge Show is September 26.**
- ✿ **Dues are Due Now - Plan to join again for wonderful fiber learning opportunities!**

