

Connecting Threads

Handweavers Guild of Boise Valley

January, 2010

Calendar of Events

January 2, 2010 - COE Study Group
Moxie Java, 1122 S. Vista, Boise
9:30 to 11:00 am

January 2, 2010 - Guild Meeting -
Boise Historical Museum, **Prospector Room**
11:30 am - Business Meeting
12 noon - Social time
1:00 p.m. Program - **Handwoven ATC's**
by Rebecca Winter

January 14, 2010 - Spinning Study Group
at Maralyn's clubhouse
6:30-8:30 p.m.

January 19, 2010 - Day Weaving Study Group
At the home of Rebecca Winter
1 p.m.


January 23, 24, & 25, 2010 - Weaving Intensive
Block Substitution (see flier, page 6)

PLEASE NOTE CHANGE OF DATE

March 26, 27 and 28, 2010 - Weaving Workshop
There Must be 50 Ways to Weave your Color,
with Ruby Leslie, (see flier, page 7)

Program: Handwoven ATC's

The program this month is by Rebecca Winter, and she plans to share information about making ATC's. What is an ATC? They are miniature works of art. ATC stands for Artist Trading Card. They are similar to the sports trading cards popular with kids.



OK, you have the idea of what they are. Now consider this -- how about making them using weaving techniques! Come see what Rebecca has done with this idea, and see if you are inspired to create.

Weaving Workshop: There Must Be 50 Ways to Weave Your Color

- *by Ruby Leslie
- *March 26, 27, and 28, 2010
- *Cost is \$220.00
- *Mark your calendars
- *See the sign up sheet on page 7 of this Newsletter

There are still openings for this workshop, so if you have been considering taking it, contact the Vice Presidents ASAP to reserve your place. March is fast approaching. Come take advantage of this great opportunity!

Intensive 2010 -- Block Substitution

Coming to a library near you, the Intensive is just weeks away. If you have not signed up there is still time to join us. This will be a round-robin format, an opportunity to weave some beautiful samples for your records.

Block substitution (profile drafts) is just a shorthand version of a pattern. Once you have the pattern you can weave it in many different structures or colors. Come and explore the possibilities.

Sign up sheets and information are on the guild web site and in the newsletter on page 6.

•• AI



Spinning Opportunity

Start the New Year off right!

Mitzi's 3rd Annual January 1st Spin-in

- * At Mitzi Meyers home in Sweet
- * 11 am to 4 p.m.
- * Potluck lunch, friends and fiber!

Bring your wheel, spindle, knitting or just yourself! There is usually a group that carpool from Boise...

Come join the fun!

Directions to Mitzi's...from Horseshoe Bend, at the flashing light/Chevron go 9 miles West towards Emmett on Hwy. 52. Turn Right just before the Triangle dinner house and proceed 5 miles (you will go thru Sweet-don't blink or you'll miss it) and turn right at the brick mailbox #11200, keep right and down the hill. You are here :)

Mitzi's Yarns for Weavers and Knitters
Mitzi Meyers, 11200 Sweet Ola Hwy.
Sweet Idaho, 83670 208-340-9775



Ramblings of the President

Merry Christmas and Happy Holidays.

I hope that you can find some peace and joy at this time of year. Family and friends are such a blessing throughout the year, but to me, especially in the holiday season.

I personally am finally getting some weaving done. And I have many projects thought out, enough to keep me busy for some time. Do you have the whole year's projects lined out? Don't forget to leave time for the "Challenge."

I am also looking forward to the Intensive and the Ruby Leslie Workshop. Also available but not on my schedule is another Jason Collingwood workshop being planned in Garden Valley. There are lots of opportunities to expand our horizons in weaving.

We will be forming the Nominating Committee this month, please be thinking of ways you can serve the guild. There is joy in service.

• Al

Monthly Sample Exchange

The samples for January are from Vila Cox, a 24-harness twill.

Warp - 3 ply rug wool
Weft - 2 ply rug wool
Sett - 8 epi



Remember to pull your samples from the Sample Exchange Box at each regular Guild meeting. And remember to check your name off the list in each file folder.

If you are unable to attend the regular meetings and would like to receive your samples, you may send SASE to the sample chair and she will send out your sample each month.

If you would like participate or have questions, contact the Sample Chair, Rebecca Winter.

Guild Meeting Minutes

DECEMBER 5, 2009

The meeting was called to order by President Al Hayden. A "Thank you" goes to Penny for graciously hosting the December luncheon and meeting at her home.

Attendance: Al Hayden, Lynn Ruggles, Penny Schraufnagel, Jean Zaske, Vila Cox, Julie Gerrard, Rebecca Winter, Cynthia Newman, Mary Berent, Mitzi Meyers, Maralyn Larson, Catherine Zimmerman, Kathy McGowan, Cece Stricklin and Ruth Gildersleeve.

Vice Presidents report: Kathy said that there are 12 people signed up to take the Ruby Leslie workshop in March and 10 people have paid. We can take up to 20. It was agreed that the workshop registration could be opened up to non-members at this time, but the rules state that the participant must join the guild before taking the workshop.

2010 Weaving Intensive: Change of date: January 23rd-25th. 9 people have paid to attend the intensive. The new date is the weekend after the Martin Luther weekend. Julie Gerrard asked Al if we are able to book the library a year in advance to secure our space for the Martin Luther weekend in 2011. Al will look into the possibility.

Sample Exchange: The November and December samples were available to pick up. Cece Stricklin wove a multi-colored 20/2 linen sample in braided twill using inspiration from the Karen Selk workshop. Cindy Schafer wove a black and white deflected double weave sample in 24/2 cotton.



Members gather and enjoy the company

Announcements:

- 👉 Kathy McGowan has 3 angora goats and she has a lot of mohair, let her know if you would like some.
- 👉 The next spinning group meeting will be a dessert potluck.
- 👉 Jean Zaske is requesting weave structure samples to use in a display for her ART 108 (3-D art foundations) class at BSU. She would like to show samples of overshot, twill and plain weave, the samples will be protected. The display will hang at the Liberal Arts building on the BSU campus from December 6th through the 17th.
- 👉 Vila recorded the cable TV program “How it’s Made” and their section on how AVL looms are made. She said that the program covered loom construction, but did not show a weaver, weaving on the loom. Vila has a copy of the program at her house if you are interested in seeing it.
- 👉 We received a “thank you” letter from the Historical Museum, thanking us for helping with the Museum Comes to Life. There were 8,000 people in attendance this year. They extended an invitation to the guild to participate in the 2010 Museum Comes to Life event.
- 👉 Mary reported that Duane Garrett’s rug loom has sold.

Gold Bag: Penny received the gold bag from Mitzi. The bag included chenille yarn and a “Grumpy Party Pooper” sheep complete with hot chili sheep pellets (the hot chilies might be an indication of why the sheep is grumpy), and an Aunt Phillie’s toothbrush rug kit.



Show and Tell:

- 👉 Vila showed a wool throw, woven in a 24 harness twill, using the full width of her loom at 60” wide. They were woven in oatmeal and sandy colors. This special order throw will be shipped to Canada.
- 👉 Lynn had a black, commercial, “mystery” warp left over from a project that she wove up into a MP3 player bag using a handspun silk weft.
- 👉 Mitzi shared 100% rayon chenille scarves, woven at 20 epi. They were hard and gnarly when they came off of the loom, and remained so even through the wet finishing process. When the scarves were dry though, they felt great, and the 20 epi sett seemed correct. There were 3 solutions to drying the rayon chenille scarves: Mitzi puts her scarves in the dryer and takes them out to line dry before they are completely dry; Mary line dries her scarves and then puts them in the dryer to fluff them up; Penny completely line dries her scarves.
- 👉 Rebecca passed around an ATC (Artist Trading Card). Each one is a signed art piece to trade. Rebecca will be sharing her thoughts and techniques on artist trading cards in January.
- 👉 Al and his mother (a quilter) did some dyeing recently. They used MX dyes with a 2% stock solution of 3 hues, and a 9% gradation to create a color wheel and a large selection of related quilting fabrics.

Luncheon and bookmark exchange: We had a delicious potluck luncheon followed by a bookmark exchange. Kathy McGowan, Al, Lynn, Vila, Julie, Rebecca, Cece and Penny Schraufnagel representing Kathy Vallier (not in attendance) participated.



Bookmarks from the Exchange

- 👉 Al’s favorite book is The Once and Future King, by T.H. White. He wove a 20 harness, 5-shaft (4 block) damask, in yellow silk. The warp was left over from the Laura Fry workshop. Al dyed the silk yellow to represent gold. (2nd & 3rd from right in photo)
- 👉 Rebecca’s favorite book is Animal-Speak, by Ted Andrews. Rebecca used her handwoven overshot fabric and embellished it with machine appliqué; the image was of a wolf. (far right in photo)
- 👉 Julie’s favorite book is Great Expectations, by Charles Dickens, but she was using Memoirs of a

made from fabrics that represent kimonos. (the 2 at far left in photo)

👉 Kathy Vallier was unable to attend, but she sent 2 handwoven bookmarks, woven in plain weave with pink, silver metallic and purple cotton. (4th from left in photo)

👉 Cece's inspiration was from author Flora Thompson, born in 1876 in Juniper Hill, Oxfordshire. She wrote about life in these small villages. Cece's favorite is Lark Rise to Candleford and another favorite is Still Glides the Stream. Her bookmark was a hand stitched and embroidered basket of flowers. (the green one, 4th from right in photo)

👉 Kathy McGowan chose the book The Count of Monty Cristo, she wanted to create a bookmark with an ocean scene and he escaped from prison, by the ocean. Another book that Kathy referenced was Sea Glass. (3rd from left in photo)

👉 Vila's favorite book is the Mystery of the Pink Waterfall, it is a special children's book that she read to her daughter that is filled with bright rainbow pictures. Vila's bookmark was created using 20/2 cotton in a bobbin lace technique. (5th from left)

👉 Lynn brought a bookmark woven with handspun flax cross stitched with her initials and the date. Her inspiration was a 17th century book, The Diary of Martha Ballard, by Laurel Thatcher Ulrich. She was a midwife that kept a journal with all of the day-to-day social interactions of the people that she came in contact with. Historians dismissed the journals, but the contact is rich with information. One entry states "my daughters are weaving today" or "spinning today." There are entries of spinning and weaving, staying at a house for a week to make linens, then moving on to another household to make linens. (5th from right in photo)



Vila prepares a dish.

It was a fine day indeed!

👉 Respectfully submitted, Cynthia Newman,
Secretary



Study Group News

♥ Spinning Study Group will meet at Maralyn's clubhouse on January 14 from 6:30-8:30 p.m. Enjoy the company of like-minded aficionados of the fiber world -- those of us with fuzz for brains. Contact Lynn Ruggles for directions, 375-9172.

♥ The Day Weaving Group meets on the third Tuesday at 1 p.m. at the homes of participants.

Each participant chooses what they want to study. The group setting gives us the perfect forum and deadline system to accomplish our personal weaving goals. If this is something you are interested in as well, come join us.

The meeting on January 19, will be at the home of Rebecca Winter.

♥ The Certificate of Excellence (COE) Study Group will meet next on Saturday, January 2, at 10:00 a.m. We will meet at the Moxie Java on the corner of Vista and Kootenai in Boise. We will meet from 9:30 am to 11:00 am. All are welcome to participate. Call Mary Berent for more info. at 939-8906.

Guild Officers and Chairs

President: Al Hayden 343-7300

Vice-presidents: Cece Stricklin 387-2641

Kathy McGowan 939-7215

Secretary: Cynthia Newman 541-523-2451

Treasurer: Irene Chandler 467-4997

Membership Officer: Penny Schraufnagel 342-1288

Librarian: Pat Ann 452-3181

Newsletter Editor: Rebecca Winter 895-0975

Weaving Intensive Study Group: Al Hayden

Spinning Study Group: Lynn Ruggles 375-9172

COE Study Group: Mary Berent 939-8906

Day Weaving Study Group: Rebecca Winter

Web Master: Vila Cox 323-7736

Websites

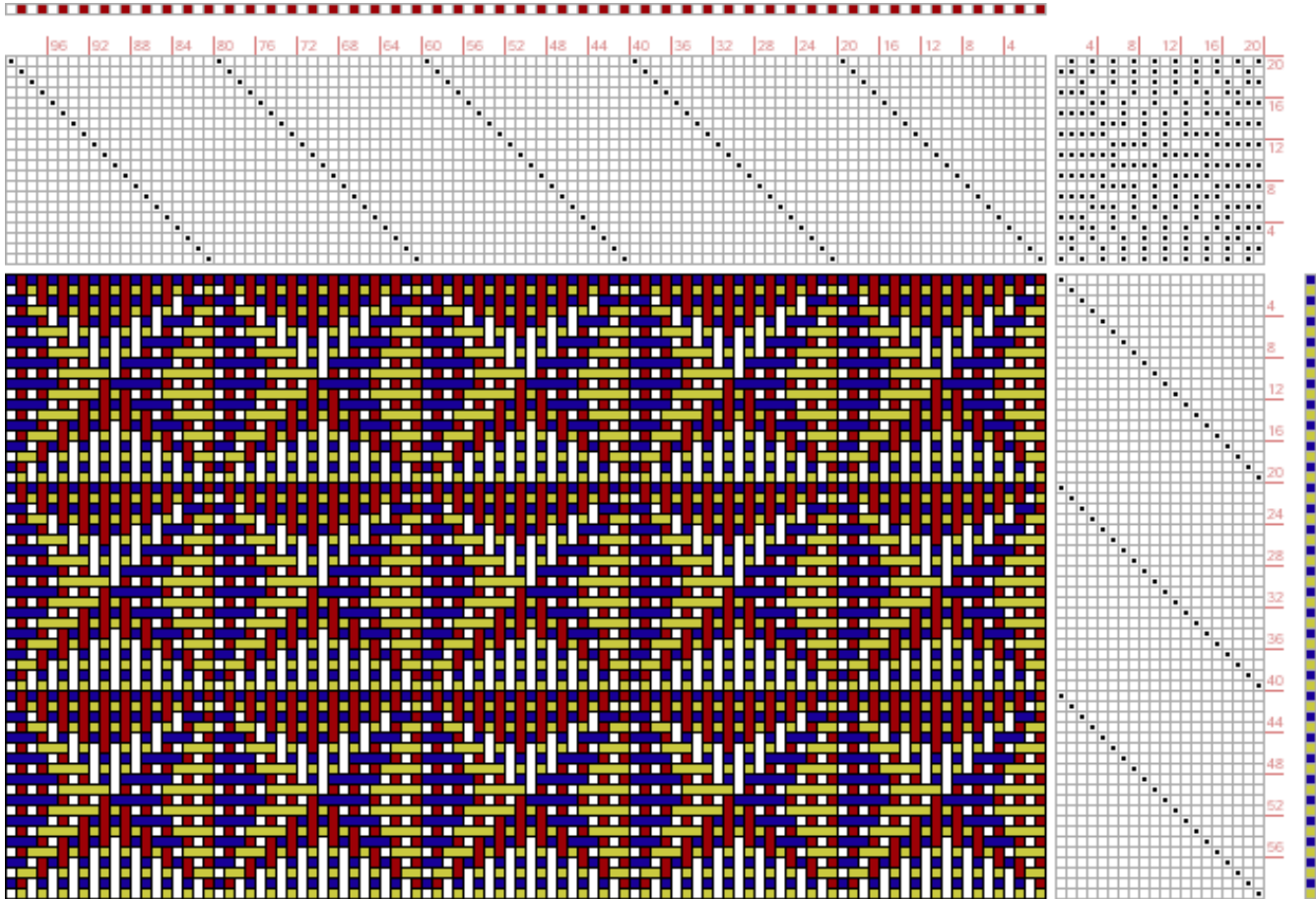
<http://www.handweavers-guild-boise.org>

<http://my.calendars.net/handweavers/>


Draft Inspiration

Wow, look at these color drafts Bonnie Inouye has added to the website, <http://www.handweaving.net>. They are from the Oelsner book, *A Handbook of Weaves*. Remember, you can go to the website and enter the number to see all the specifics about each draft, as well as download a .wif file.

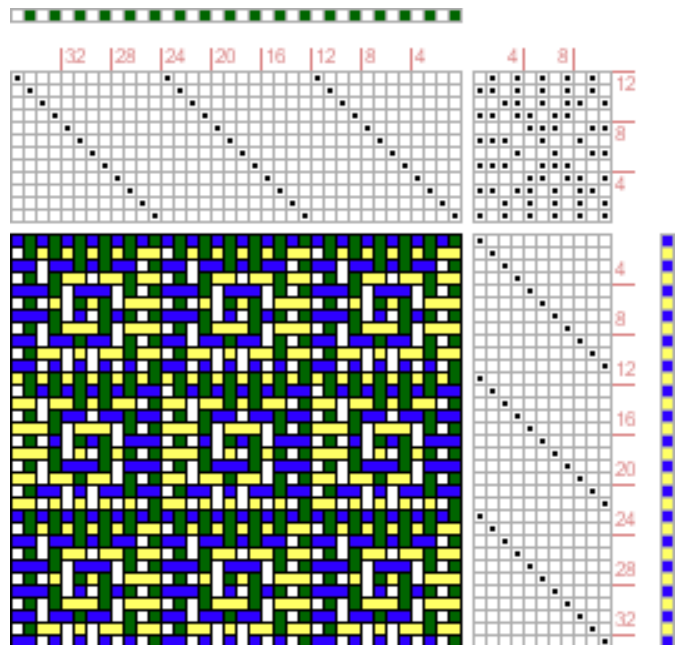
Draft #62786



Draft #62785



Draft #62779





Welcome to the Handweaver's Guild of Boise Valley
Weaving Intensive for 2010

Block Substitution

A Weaving Retreat, with Weaving Presented by Each Participant
Saturday, Sunday and Monday - January 23, 24 and 25
9 AM to 5 PM Caldwell Library
Fee - \$30.00

Some necessary workshop information:

- ❖ Each participant will bring a previously warped loom to the workshop, and participants will have the opportunity to weave samples on one another's looms.
- ❖ Each loom will be warped using a weave structure of the weaver's choice, substituted into the Block Draft provided.
- ❖ Participants will provide their own warp and weft materials to be used on their loom.
- ❖ Mentors are available. Please ask, if you would like to discuss your ideas.
- ❖ Send your draft in printable form or email a .WIF file to Al by January 9, 2010.
- ❖ The workshop is limited to 20 participants.
- ❖ The workshop is open to members of the guild. If a non-member wishes to take the workshop, we invite them to first join the guild.
- ❖ The Study Group Leader will accept cancellations with a full refund through January 9, 2010. After that date cancellations will be considered on an individual basis.
- ❖ Keep this information available, as it is the only pre-workshop information you will receive.

Return the following form with you fee to:
Al Hayden, 3901 Catalpa Dr., Boise ID 83703.

Name _____

Address _____

Phone _____




E-mail _____

I have read the information provided here _____

Loom you are planning to use - please list brand and number of harnesses:

Do you have other looms available? Please list, if you are willing to loan them:

Fee amount included \$ _____



There Must Be 50 Ways to Weave your Color

Workshop by Ruby Leslie
March 26, 27 and 28, 2010
9 AM – 4 PM
Location: Caldwell Public Library
Cost: \$220.00



This Workshop uses readily available, commercially dyed yarns which produce results that often appear hand painted or custom dyed. This workshop combines lecture, discussion, and hands-on weaving in a round-robin format. "50 Ways" is appropriate for weavers from beginners (who can dress a loom and read a draft) to advanced levels, because working with color is primarily a design issue. Weavers spend a lot of time mastering the basics of their craft and their equipment, yet often have little opportunity to immerse themselves in studio arts design coursework or conceptual thinking. This workshop attempts to bridge the gap and give weavers the tools they need to approach designing with confidence while gaining a broader understanding of how to work with color, without having to master the art of color theory.

Signup: **Name:** _____

Address: _____

Phone: _____

e-mail: _____

Return your form to Cece Stricklin at the next meeting, or mail to Kathy McGowan, 3496 Holl Drive, Eagle, ID 83616

Note: There is no refund after Feb 1, 2010, if you are unable to attend for any reason. It is O.K. for you to find someone else to take your place.

Please mark the loom you are bringing to the workshop:

Table Loom _____ or Floor Loom _____

harnesses on your loom _____



Connecting Threads
PO Box 6258
Boise ID 83707

The monthly newsletter from the



handweavers guild of boise valley, inc.

Newsletter Highlights and Please Remembers:

- ☀ **January Program: Handwoven ATC's**
- ☀ **SIGN UP for the [Color Workshop Today](#)**

- ☀ **PLEASE NOTE CHANGE OF DATES FOR THE [WEAVING INTENSIVE](#)**
- ☀ **WE WILL BE MEETING IN THE [PROSPECTOR ROOM](#) FOR THE REST OF THE YEAR**

