

# Connecting Threads

Handweavers Guild of Boise Valley  
October, 2008

## October Program: Needle-Felting Fun, Stay and Play!!

by Jean Zaske

Plan for a fun program on needle-felting at the October guild meeting. I'll be going over the basics of needle-felting and sharing ideas of what can be done using this versatile technique. The best part of the program will be the opportunity to "stay and play" for an hour or two to try out the needle-felting technique - you will actually go home with a finished project (maybe a Christmas ornament????)!



There will be a \$5.00 fee to cover the cost of materials (foam mat, needle, fiber to play with). However, if you are really interested, you can pick up a

needle-felting tool at Craft Warehouse for about \$17.00 (I recommend getting a needle refill too), bring your own piece of foam and your own fiber (roving in wool, cotton, silk, yarns, etc.) and create along with us using your own materials. Either option is fine.



If you are interested in the "Stay and Play" portion of the program, I would like to know in advance so I can get enough materials. There will be a sign up at the September meeting or, if you can't make the meeting, please email me at [jeanz@icehouse.net](mailto:jeanz@icehouse.net) or call (429-8487) by September 27<sup>th</sup>. Let's play!

\*\*\*\*\*

## Calendar of Events

October 4, 2008 - Guild Meeting - Historical Museum  
Prospector Room  
11:30 am - Business Meeting  
12 noon - Social time  
1:00 p.m. Program - Needle-felting

October 4, 2008 - COE Study Group  
Moxie Java, 1122 S Vista, Boise  
9:30 to 11:00 am

October 9, 2008 - Spinning Study Group  
At Maralyn Larson's Clubhouse  
East Carmel Drive, Meridian  
6:30-8:30 p.m.

October 16, 2008 - Weaving Study Group  
Multi-harness Overshot  
At the home of Julie Gerrard  
2020 Mortimer Ct., Boise  
7:00 p.m.

## December Pin Exchange



Thanks to Penny for “jump starting” the creative juices for the December pin exchange!

This is to be an exchange where everyone can participate. The original intent was for the exchange to be fiber related, whether the pin was hand woven, knitted, felted, crocheted, quilted, embellished, etc.; but Penny’s copper creations were wonderful, so even though we’re suggesting that the pin be fiber related, it is definitely not mandatory. We will have a woven exchange later in the year and there will be more on that later. The main criteria is that the pin be handmade. For those of you who don’t weave, but who would like to embellish material for a pin, try asking a weaver for a scrap of their handwoven fabric.

The guidelines for the pin exchange are:

It must be handmade

Suggested methods: Woven, felted, knitted, crocheted, embellished handwoven, beading, etc.

It is suggested to be no larger than 3” x 3”

It is suggested that some fiber is incorporated , but it is not mandatory

As you can see, the guidelines are quite open, so this is an opportunity for everyone to demonstrate their artistic talent and PARTICIPATE!

Marlene

Vice President



(Editor’s note: I would consider copper wire or strips “natural” fibers.)

## Deciphering the Color Code



Last month we enjoyed lots of blues, greens and yellows. Julie Gerrard combined all three colors in two beautiful scarves that blended the colors well.

For the October meeting, look for the new "in" color - brown. Whether it is dyed brown or a brown color made by mixing/blending compliments, bring what you consider to be brown. In the jewelry world there is now brown gold and brown diamonds; let's see if we have any brown fiber to match!

## Guild Meeting Minutes

September 6, 2008

The meeting was called to order by new president, Al Hayden. Members present were: Al Hayden, Lynn Ruggles, Nancy Swenson, Jean Zaske, Maralyn Larson, Ruth Gildersleeve, Julie Gerrard, Carolyn Dade, Irene Chandler, Vila Cox, Penny Schraufnagel, Marlene Bean, Mary Ireland, Cynthia Newman and Ivy DeHart.

Al thanked Rebecca for the use of her home for the meeting. Next month’s meeting was briefly discussed and members were reminded that the “See Spot Walk” takes place that same morning so parking will be a little difficult. There is parking behind the Black History Museum.

**Secretary minutes:** were approved as written in the newsletter. Recent correspondence will be given to Pat Ann at the October meeting.

**Vice President Reports:** Marlene said that Cece will have a report on the Laura Fry workshop next month. That workshop is coming March 20, 21, & 22<sup>nd</sup>.

Jean Zaske talked about her upcoming program on needle-felting. A sheet was passed around for anyone wanting to “stay and play.” The cost for that is \$5.00 for materials provided. Jean also said

anyone was welcome to bring their own materials (fiber, needles, etc.)

**Treasurer report:** Money in the Bank – \$3585.08; Savings – \$4506.61 and Saving Certificates – \$11,000.00.

**Challenge report:** Penny has lists for sign ups for set up, volunteers, etc. Show items were discussed and anyone with show items should get in touch with Penny or Vila.

Al said that four people are needed at all times in the building, spinning, taking votes, etc. The hours are 9:00 – 5:00 with take down starting about 4:30 p.m.. Al will bring his loom down for weaving demos.

**Study Groups: Weaving:** The weaving study group will be discussing Overshot for the next three months, getting ready for the Overshot Intensive coming up January 17, 18 and 19<sup>th</sup>. The study group will meet on the 3<sup>rd</sup> Thursday at 7:00 p.m. In September and October the meeting will be held at Julie Gerard's home and in November the meeting will be held at Mary Ireland's home in Marsing. In September the subject will be Basic Overshot, followed in October by Multi-Harness and in November with Variations.

**Spinning Study Group:** Spinners meet for their night study group at Maralyn Larson's clubhouse in Meridian the second Thursday of the month from 6:30 – 8:30 p.m. Contact Maralyn or Lynn for details and questions.

**COE:** The COE study group will continue to meet. Vila's COE is in for judging. Several more people are working on their COE's There are COE handbooks available as a study guide. Our Boise Valley guild will be doing the judging in 2014 for Weaving.



**Policy Committee:** Rebecca talked about getting the current policies recorded. She is working on this and would like to finalize this and get it onto the website. She will be planning a meeting and a sign up was sent around for anyone wanting to participate. She will have a meeting in October. The policies are simple agreements and details of things and are changeable.

**Web Master:** Vila talked about the website. All programs will be on the site, as well as workshops, details for study groups, Intensives, etc. Send in information to Vila. Pictures, galleries, members work, etc. can all be added to the site. Rebecca looked at other newsletters to compare with what we are doing and stated that our newsletter compares very well! Penny suggested putting on Challenge pieces on the website as well. Vila talked about the Calendar of Events. Each person who is in charge of the various events can put their own info on the website.

Carolyn Dade mentioned she has a new e-mail address, as did several other members. Send all corrections to the membership officer as well as dues.

The guild is looking for volunteers to restart the monthly sample program. These would be distributed at each meeting with file folders for each member. A coordinator is needed.

The Color Code for this month was Yellow, Blue and Green. Many samples were brought by members and the color play was discussed. Next month will be Browns, mixing compliments. Each member can define his/her interpretation of brown.

**Show and Tell:** Carolyn Dade had a number of rag rugs she is making. Nancy Swenson showed her yarn and the socks she had knitted. She also showed her knitted, felted bag. She had a little colonial loom she purchased at the Oregon Trail Interpretive Center in Baker, Oregon. Lynn brought her dye day results and showed the members. Penny showed her latest spinning and the things she did at Convergence.

**Other news and announcements:** Vila has an e-mail from a lady with a Loomcraft 8 harness floor loom who would like to loan it out for a year. Lynn also has information about two looms for sale. Contact Lynn for details. Ruth Gildersleeve brought some Qivuit that she wanted to sell. She also mentioned she will be having a yarn sale sometime in the next month or so. Rebecca announced that there are ANWG Scholarships available for the next seminar. She has that info.

The meeting was then adjourned and after a short break, Penny Schraufnagel gave a program on making pins with many different samples that she has made and/or purchased over the years.

◆ Respectfully Submitted, Mary Ireland

## Ramblings of the President

For at least the next two meetings we will be meeting in the Prospector Room of the museum. This is downstairs and to the right in the museum proper. They are doing work in the Pioneer Village that precludes our using the Adelman House. I have been assured that we can access our library. This most likely will be between our meeting and the program.

Be sure not to miss any of the programs scheduled this year for our information and enlightenment. A thanks now to all who participated in the "Museum Comes to Life" and Guild Challenge, either as a member that accepted the Challenge or as a volunteer for the event. Look for handouts on the "Intensive - Overshot" at the next meeting.  
-- Al

## Study Group News

### Spinning Study Group

Spinning Study Group will meet at Maralyn's clubhouse on Oct 9 from 6:30-8:30 p.m.. Since we're currently not studying anything, bring whatever you want to work on and enjoy the company! For directions, contact Maralyn or Lynn.

Questions or need directions?

Call Lynn Ruggles, 375-9172.

### Night Study Group

Starting in September, the Night Study group will be meeting on the third Thursday of the month. The meeting will be held at Julie Gerrard's, 2020 Mortimer Ct., Boise, at 7:00 p.m.

We will be exploring Overshot - Traditional to Multi-Harness. This study will be in preparation for the Intensive 2009.

All are invited, even if you have not participated in the night study group in the past or are not planning to attend the Intensive.

The first meeting is September 18<sup>th</sup>, when we will discuss the basics of overshot and "traditional" structure.

### Certificate of Excellence (COE) Study Group

The COE study group is meeting from 9:30 to 11:00 am on Saturday, October 4, at Moxie Java, 1122 S Vista, Boise, ID. All are welcome to participate. Call Mary Berent for more info 939-8906.

### Weaving Intensive: Overshot

Plan now to attend this three day "teacherless workshop." The structure we will be exploring this year is Overshot. The dates of the Intensive are Jan 17 thru 19, 2009, this is Saturday to Monday. Watch the newsletter, the guild website or check with Al for more information. A flyer will be available soon.



## Classified Advertisements

◆ For Sale, Vintage Maple Loom, 45" weaving width, 8 harnesses, jack style with 12 rear hinged treadles, wire heddles and a yard sectional warp beam. It comes with original bench, and 12 and 15 dent reeds. It was custom build for Doli Obee one of our original BVHG members. \$600 or make me an offer. Contact Ivy DeHart, 208-939-2335 or [weaver\\_id2000@yahoo.com](mailto:weaver_id2000@yahoo.com) Located in Eagle, Idaho.

◆ From Rebecca Winter: For Sale 16 harness AVL, 60 inch weaving width compu-dobby loom; with auto advance. \$3000.00 obo. Formerly belonged to Mary Berent, so buy a piece of Boise Weaving History. Call 895-0975, or email [becwinter@earthlink.net](mailto:becwinter@earthlink.net).

◆ From Ruth Gildersleeve: For Sale - Call for details - 896-4656

1. 4 harness sturdy jack loom
2. Mason warping reel
3. 8 harness table loom,
4. a triangle loom
5. a coarse teeth spinning carder
6. a spinning wheel
7. a 14 foot quilting machine

## Guild Officers and Chairs

President - Al Hayden - 343-7300  
Vice-presidents - Cece Stricklin - 387-2641  
                          Marlene Bean - 337-3631  
Secretary: Mary Ireland - 896-4833  
Treasurer - Irene Chandler - 467-4997  
Membership Officer - Penny Schraufnagel - 342-1288  
Librarian: Pat Ann - 452-3181  
Newsletter Editor: Rebecca Winter 895-0975  
Weaving Study Group: Julie Gerrard 342-8562  
Weaving Intensive Study Group - Al Hayden  
Spinning Study Group: Lynn Ruggles 375-9172  
COE Study Group: Mary Berent 939-8906

## Websites

<http://www.handweavers-guild-boise.org>  
<http://my.calendars.net/handweavers/>



Welcome to the Handweavers Guild of Boise Valley, Inc. The guild has been sharing its craft with the community for 35 years. Our stated purpose is to "carry on, study and foster the arts and crafts of handweaving, spinning and fiber arts." The Guild meets from September through June on the first Saturday of the month. Generally, meetings are held at 11:30 a.m. at the Adelman House at the Idaho Historical Museum in Boise. Look frequently for details in this newsletter, or please contact any member for inspiration, or for answers to your questions.



## Some Online Overshot Resources

Click on the links below when viewing the Newsletter online.

<http://www.weavenotes.net/overshot.htm>

[http://www.weavenotes.net/2008\\_convergence.htm](http://www.weavenotes.net/2008_convergence.htm)

<http://nleindex.com/index.php?pID=HTDI&sID=BrowseIndex&tID=C/1762>

<http://www.wonderhowto.com/how-to/video/how-to-weave-an-overshot-coverlet-on-an-8-harness-jack-loom-250813/>

[http://www.cs.arizona.edu/patterns/weaving/wtopic\\_overshot.html](http://www.cs.arizona.edu/patterns/weaving/wtopic_overshot.html)



## Amish Friendship Bread

Batter:

2 cups Sweet Sourdough Starter  
3 Eggs  
½ cup Vegetable Oil  
½ cup Applesauce  
½ cup Milk  
½ tsp. Vanilla  
1 cup Sugar  
½ tsp Salt  
2 cup Flour  
2 tsp Cinnamon  
1 ½ tsp Baking Powder  
½ tsp Baking Soda  
1 box Vanilla Pudding (Large box – Instant)  
1 cup Raisins or Dried Cranberries  
1 cup Chopped Walnuts

--

For pans:

½ cup Sugar  
½ tsp Cinnamon

--

Mix all ingredients well. Grease (spray) 2 large loaf pans, dust pans with sugar/cinnamon mixture (as you would flour a cake pan). Pour batter evenly into pans and sprinkle with remaining sugar/cinnamon mixture. Bake at 325 degrees for one hour or until it passes the toothpick test. Cool in pan 10 minutes and turn out onto rack.

Serve warm or cold.

## Ways to keep and use your Starter

1. You can freeze your starter.  
Measure 1 cup of starter into a gallon zip-lock freezer bag and freeze.  
When you want to use your starter take it out of the freezer and leave on counter 24 hours. Add ½ cup each Flour, Sugar and Warm Milk.  
This will give you 2 cups starter for you bread.
2. If you plan on using your starter frequently you can keep it in the refrigerator (in a plastic container). The night before you want to bake take out 1 cup of starter and add 1 cup each Flour, Sugar and Warm Milk. The next day before you mix your bread take 1 cup of this starter and put back in the “mother” (the starter you are storing in the refrigerator).
3. The easiest way is to bum a cup of starter from someone that has some.
4. The reason calling this Amish Friendship Bread is that the starter recipe is only supposed to be known to the Amish and a bag with 1 cup of starter is passed to a friend. I worked up this starter recipe and it passed the taste test at my house for being close enough to be the original.
5. These are the instructions for passing it along.  
You receive a ziplock bag with 1 cup of starter. You “mush” the bag on days 2, 3, 4 and 5. On day 6 you add 1 cup each Flour, Sugar and Warm Milk and “mush” the bag. “Mush” the bag on days 7, 8 and 9. On day 10 you place your starter in a plastic (or glass) mixing bowl and add 1 ½ cup each Flour, Sugar and Warm Milk. Measure out 1 cup of this mixture into each of 4 ziplock bags and pass them onto a friend with the recipe.

## Sweet Sourdough Starter

2 cup Flour  
2 cup Sugar  
2 cup Warm Milk (baby bottle warm)  
1 Tbls Yeast

Mix in a plastic bowl and leave covered on counter for five days, stirring daily.

On fifth day add

1 cup Flour  
1 cup Sugar  
1 cup Warm Milk


Leave on counter an additional 5 days, stirring daily.  
This makes 6 cups of starter.




## Draft Inspirations

The following draft is from <http://www.handweaving.net> You can go there and enter the number to see all the specifics about each draft.


Draft #44240



Draft #44212



Draft #44211



Connecting Threads  
PO Box 6258  
Boise ID 83707

The monthly newsletter from the



handweavers guild of boise valley, inc.

## Newsletter Highlights and Please Remembers:

Program: Needle-felting

Color Code for October: Brown

